

Business Switch and Router

Ideal Wired Networking for Small and Medium Businesses

Products Guide

Oct. 2020

Professional
Reliable
Secure





CORPORATE PROFILE

Founded in 1996, TP-Link is a global provider of reliable networking devices and accessories, involved in all aspects of everyday life. The company is consistently ranked by analyst firm IDC as the No.1 provider of Wi-Fi devices,* supplying distribution to more than 170 countries and serving billions of people worldwide.

With a proven heritage of stability, performance, and value, TP-Link has created a portfolio of consumer and SMB networking products. Now, as the connected lifestyle continues to evolve, the company is expanding its business domain into Smart Home, IoT, and Smartphone technologies in order to meet the demands of tomorrow.

TP-Link offers all kinds of business products for any situation, providing advanced indoor and outdoor, wireless and wired systems for service provider and enterprise customers. The business products of TP-Link include Omada SDN, Pharos Wireless Broadband, JetStream and LiteWave Switches, and SafeStream Business Routers — ideal for hospitality, education, retail, and more.

*According to latest published IDC Worldwide Quarterly WLAN Tracker Report, Q1 2020 Final Release.



CONTENTS

Switches	01
JetStream L2+ Managed/ Smart Switches	05
JetStream Easy Smart Switches	09
10G/ 2.5G Unmanaged Switches	10
GE/ FE Unmanaged Switches	11
Power over Ethernet	15
PoE Switches	20
Reverse PoE Switches	23
PoE Adapters	23
Accessories	24
SafeStream Routers	25
Solutions for Businesses	28
Solution for ISP Networks	28
Solution for Surveillance	29
Solution for Hospitality	30
Solution for Education	31
Training, Partner Program and SMB Community	32

The TP-Link Switch Family

JetStream LiteWave

TP-Link provides a variety of switches for business networking solutions, aiming to provide premium network performance while maintaining a competitive cost. Our products are comprised of LiteWave and JetStream Unmanaged Switches, JetStream Easy Smart Switches, JetStream Smart Switches, and JetStream L2+ Managed Switches.



TP-Link Switch Solutions

Professional, Reliable and Affordable

TP-Link switches are designed to offer reliable and professional choices to businesses of all sizes. Unmanaged switches are well suited for businesses requiring no management or monitoring of their LAN, smart/ L2+ Managed switches provide a cost-effective solution for small and medium-sized businesses, and L2+ Managed switches provide a scalable and stable solution for large organizations, campus networks, and ISP networks.

Abundant Advanced Features

An abundance of L2+ features, including advanced QoS, static routing, IPv6 support, 802.1Q VLAN, Port Mirroring, STP/RSTP/MSTP, Link Aggregation Control Protocol, sFlow, QinQ, and more, are supported to help build a highly scalable and robust network, providing a reliable and efficient solution for enterprises, campus, ISPs, and more.

Unlock the Real WiFi 6 with 10/2.5 Gbps PoE Ports

The best option to meet the full bandwidth potential of WiFi 6 access points with 10 Gbps and 2.5 Gbps PoE connections. Up to 10-time WiFi speeds are delivered with 10G ports, and 2.5 times with 2.5G ports when compared with gigabit ports.

Secure Networking

TP-Link Switches provide IP-MAC-Port Binding, Port Security, Storm control and DHCP Snooping which protect against broadcast storms, ARP attacks, etc. You can protect these attacks more easily than ever before. In addition, the Access Control Lists (ACL, L2 to L4) feature restricts access to sensitive network resources by denying packets based on source and destination MAC address, IP address, TCP/UDP ports and even VLAN ID.

Lightning-Fast 10G Connections

10 Gbps copper or SFP+ ports offers maximum performance and low latency. Reliable and lightning-fast connections to storage server, other switches and devices are easily built. TP-Link 10G Managed Switches with full 10G fiber, half 10G fiber/ half 10G copper, or 10G fiber uplink ports are available to fit a multitude of deployment scenarios.

IPv6 Support

IPv6 functions supported are Dual IPv4/IPv6 Stack, MLD Snooping, IPv6 ACL, DHCPv6 Snooping, IPv6 Interface, Path Maximum Transmission Unit (PMTU) Discovery and IPv6 Neighbor Discovery.


Flexible Management

TP-Link switches support various management features. The L2+ Managed and Smart switches are integrated in to Omada SDN platform and capable of be centrally managed via web UI, software, or Omada app. Standalone mode supports such as intuitive web-based Graphical User Interface (GUI) or industry-standard Command Line Interface (CLI), either administration traffic can be protected through SSL or SSH encryptions. SNMP v1/v2c/v3) and RMON support enables the switch to be polled for valuable status information and send traps on abnormal events.

* Features mentioned above are supported by specific models. For detailed information, please refer to the detailed specifications.

Green Technology

TP-Link power saving technology helps you build your network with less investment. What's more, TP-Link consciously strives to commit to reducing our own environmental footprint, so as to protect our environment for now and the future.



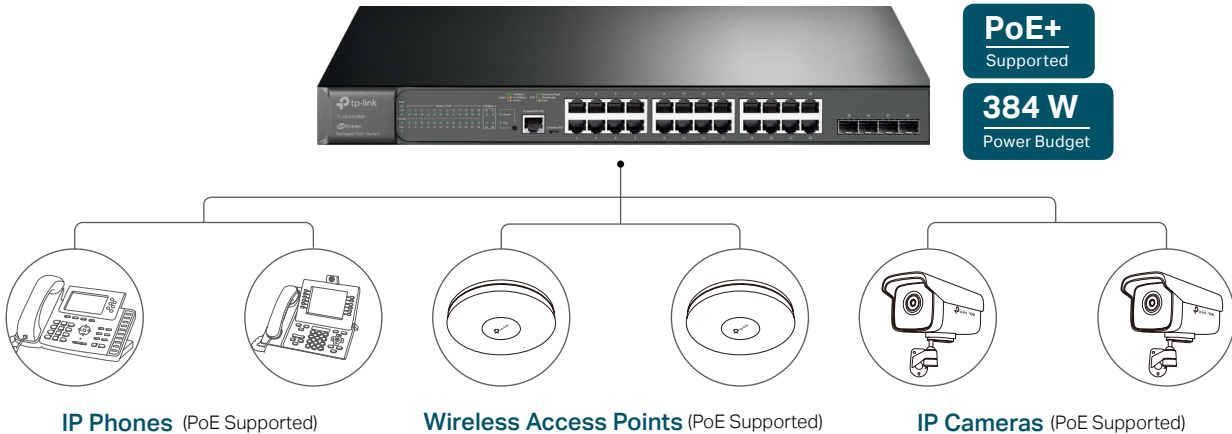
*Maximum power savings when compared to a TP-LINK conventional switch, and the real saving rate may vary based on the usage condition

Power Over Ethernet

TP-Link's Power over Ethernet (PoE) switches are specially designed to meet either the 802.3af standard, or the 802.3at PoE+ standard for powering network devices. Electrical power is transmitted along with data in a single cable, allowing users to expand their networks to places where there are no power outlets.

Typical PoE Application

JetStream 28-Port Gigabit L2 Managed Switch with 24-Port PoE+
TL-SG3428MP



Note: Please refer to page 15 to find more details about power over Ethernet.

TP-Link JetStream and LiteWave Switches

L2+ Managed Switches (Integration to Omada SDN Platform)	TL-SX3016F TL-SX3008F	TL-SG3428X TL-SG3452 TL-SG3428 TL-SG3210		TL-SX3206HPP TL-SG3210XHP-M2	TL-SG3428XMP TL-SG3452P TL-SG3428MP	
Smart Switches (Integration to Omada SDN Platform)		TL-SG2218 TL-SG2008			TL-SG2428P TL-SG2210MP TL-SG2210P TL-SG2008P	TL-SL2428P
Easy Smart Switches (Manageable via Web UI or Utility)		TL-SG1024DE TL-SG1016DE TL-SG116E TL-SG108E TL-SG105E			TL-SG1428PE TL-SG1218MPE TL-SG1016PE TL-SG1210MPE TL-SG108PE TL-SG105PE	
Unmanaged Switches — Rackmount	TL-SX1008	TL-SG1048 TL-SG1024 TL-SG1024D TL-SG1016 TL-SG1016D TL-SG1008	TL-SF1048 TL-SF1024 TL-SF1016 TL-SF1024D TL-SF1016DS		TL-SG1218MP TL-SG1008MP	TL-SL1226P TL-SL1218MP TL-SL1218P
Unmanaged Switches — Desktop	TL-SX105 TL-SG108-M2 TL-SG105-M2	TL-SG116 TL-SG108 TL-SG1008D TL-SG105 TL-SG1005D	TL-SF1024M TL-SF1016D TL-SF1008D TL-SF1005D		TL-SG1210MP TL-SG1210P TL-SG1008P TL-SG1005P TL-SG1005LP	TL-SL1311MP TL-SF1009P TL-SF1008P TL-SF1005P TL-SF1008LP TL-SF1006P TL-SF1005LP
LiteWave Unmanaged Switches		LS108G LS105G LS1008G LS1005G	LS1008 LS1005			
	Non-PoE (2.5G/10G)	Non-PoE (1G)	Non-PoE (FE)	PoE (2.5G/10G)	POE (1G)	POE (FE)

Omada—Smarter Cloud Solution for Business Networking

Omada's Software Defined Networking (SDN) platform integrates network devices including access points, switches, and routers, providing 100% centralized cloud management to create a highly scalable network—all controlled from a single interface.



JetStream Switches Supported by Omada SDN

L2+ Managed Switches	TL-SX3016F TL-SX3008F	TL-SG3428X TL-SG3452 TL-SG3428 TL-SG3210	TL-SX3206HPP TL-SG3210XHP-M2	TL-SG3428XMP TL-SG3452P TL-SG3428MP	
Smart Switches		TL-SG2218 TL-SG2008		TL-SG2428P TL-SG2210MP TL-SG2210P TL-SG2008P	TL-SL2428P
	Non-PoE (10G)	Non-PoE (1G)	2.5G/10G	POE (1G)	POE (FE)

*Zero-Touch Provisioning requires the use of Omada Cloud-Based Controller.

L2+ Managed Switches

Enterprise L2+ Managed Solutions for Demanding Networking Applications

TP-Link's JetStream L2+ Managed Switches provide ideal networking solutions for both small and medium-sized businesses, as well as enterprise networks and campus networks. Features include enterprise-level QoS, advanced security strategies, abundant management features and enhanced L2+/L2 features, such as static routing, OAM, L2PT and sFlow. Additionally, all of them are integrated into Omada Software Defined Networking (SDN), meaning the access of convenient centralized management anywhere, anytime.

Note: Please refer to page 15 for L2+ Managed PoE Switches.

Lightning-Fast Full 10G Aggregation Switch with Centralized Management Capability

JetStream 16/8-Port 10GE SFP+ L2+ Managed Switch



TL-SX3016F

16x 10G SFP+ Ports, 1x RJ45 Console Port, 1x Micro-USB Console Port, 19-Inch Rackmount



TL-SX3008F

8x 10G SFP+ Ports, 1x RJ45 Console Port, 1x Micro-USB Console Port, 19-Inch Rackmount



Omada SDN Integration



Centralized Cloud Management



Full 10G SFP+ Slots



Static Routing



Abundant L2 & L2+ Features



Robust Security Strategies



IPv6 Support



TL-SG3428X

JetStream 24-Port Gigabit L2+ Managed Switch with 4 10GE SFP+ Slots

24x Gigabit RJ45 Ports, 4x 10G SFP+ Ports, 1x RJ45 Console Port, 1x Micro-USB Console Port, 19-Inch Rackmount



TL-SG3452

JetStream 48-Port Gigabit L2 Managed Switch with 4 SFP Slots

48x Gigabit RJ45 Ports, 4x Gigabit SFP Ports, 1x RJ45 Console Port, 1x Micro-USB Console Port, 19-Inch Rackmount



TL-SG3428

JetStream 24-Port Gigabit L2 Managed Switch with 4 SFP Slots

24x Gigabit RJ45 Ports, 4x Gigabit SFP Ports, 1x RJ45 Console Port, 1x Micro-USB Console Port, 19-Inch Rackmount



TL-SG3210

JetStream 8-Port Gigabit L2+ Managed Switch with 2 SFP Slots

8x Gigabit RJ45 Ports, 2x Gigabit SFP Ports, 1x RJ45 Console Port, 1x Micro-USB Console Port, 13-Inch Desktop/Rackmount

Smart Switches

Cost-Effective Solution with Enhanced Usability and Exceptional Performance

Integrated with useful L2 and L2+ features such as static routing, 802.1Q VLAN, QoS, and IGMP Snooping, they provide cost-effective networking solutions for small and medium-sized businesses, offering enhanced usability and better performance. Additionally, all of them are integrated into Omada Software Defined Networking (SDN), meaning the access of convenient centralized management anywhere, anytime.

Note: Please refer to page 15 for Smart PoE Switches.



TL-SG2218
JetStream 16-Port Gigabit Smart Switch with 2 SFP Slots

16× Gigabit RJ45 Ports, 2× Gigabit SFP Ports, 19-Inch Rackmount



TL-SG2008
JetStream 8-Port Gigabit Smart Switch

8× Gigabit RJ45 Ports (Including 1× 802.3af PD Port), Desktop Design

Features

L2 and L2+ Features

- Static Routing (IPv4/IPv6)
- ARP Proxy
- DHCP Relay/Server
- IGMP/MLD Snooping
- GARP VLAN Registration Protocol (GVRP)
- Link Aggregation Group (LAG)
- Link Aggregation Control Protocol (LACP)
- STP/RSTP/MSTP
- 802.1Q/MAC/Protocol VLAN
- LLDP/LLDP-MED

Quality of Service




- 8 Priority Queues
- IEEE 802.1p Priority
- DSCP QoS
- Rate Limit
- IPv6 QoS
- Voice VLAN

Security Strategies






- AAA
- IP-MAC-Port-VID Binding
- Access Control List (L2-L4 ACL, IPv6 ACL)
- ARP Inspection
- IP Source Guard
- 802.1x and RADIUS/TACACS+ Authentication
- DoS Defend
- Port Isolation
- DHCP Snooping
- Loopback Detection

Management

- Web-based GUI
- Command Line Interface
- SNMP V1/V2c/V3
- RMON (1, 2, 3, 9 group)
- IPv6 Management
- Dual Image

Product Picture				
Model		TL-SX3016F*	TL-SX3008F*	TL-SG3428X
Layer		L2+ Managed		
Product Description		JetStream 16-Port 10GE SFP+ L2+ Managed Switch	JetStream 8-Port 10GE SFP+ L2+ Managed Switch	JetStream 24-Port Gigabit L2+ Managed Switch with 4 10GE SFP+ Slots
Version		V1	V1	V1
Omada SDN Integration		•	•	•
Hardware	Gigabit RJ45 Ports	-	-	24
	Gigabit SFP Ports	-	-	-
	10G SFP+ Ports	16	8	4
	Console Ports	1 (RJ45) + 1 (Micro-USB)		
	Standards	IEEE 802.3i, 802.3u, 802.3ab, 802.3z, 802.3ad, 802.3ae, 802.3x, 802.1Q, 802.1p, 802.1d, 802.1w, 802.1s, 802.1x		IEEE 802.3i, 802.3u, 802.3ab, 802.3ad, 802.3x, 802.3ae, 802.3an, 802.1Q, 802.1p, 802.1d, 802.1w, 802.1s, 802.1x
	Auto-Negotiation / Auto MDI/MDIX	•		
	Flow Control	•		
	Power Supply	100-240 VAC, 50/60 Hz		
	Fanless	•*	•*	•
	Dimensions (W x D x H)	17.3x8.7x1.7 in (440x220x44 mm)	17.3x7.1x1.7 in (440x180x44 mm)	17.3x7.1x1.7 in (440x180x44 mm)
Environment	Operating Temperature: 0-45 °C (32-113 °F); Storage Temperature: -40-70 °C (-40-158 °F) Operating Humidity: 10-90% RH Non-Condensing; Storage Humidity: 5-90% RH Non-Condensing			
Performance	Switching Capacity	320 Gbps	160 Gbps	128 Gbps
	Forwarding Rate	238.1 Mpps	119.0 Mpps	95.2 Mpps
	MAC Address Table	32 K*	32 K*	16 K
	Jumbo Frame	9 KB	9 KB	9 KB
L2+ Features	Static Routing	•		
	DHCP Server/Relay	•		
	ARP Proxy	•		
L2 Features	IGMP Snooping	V1/V2/V3		
	STP/RSTP/MSTP	•		
	Loopback Detection	•		
	QinQ	•		
	VLAN	802.1Q/MAC/Protocol/Private/Voice VLAN		
	QoS	8 Queues, Port/802.1p/DSCP QoS		
	Rate Limit	•		
	Port Isolation	•		
	Port Mirroring	•		
	Link Aggregation	Static LAG / LACP		
DHCP Snooping	•			
Security	Access Control List	•		
	IP + MAC + PORT + VID Binding	•		
	Storm Control	•		
	Port Security	•		
	SSH & SSL	•		
	IP Source Guard	•		
	DoS Defend	•		
	Dynamic ARP Inspection	•		
IEEE 802.1X Authentication	•			
System Management	Centralized Cloud Management	•		
	Omada App	•		
	SNMP	v1/v2c/v3		
	RMON	Group 1, 2, 3, 9		
	Command Line Interface (CLI)	Telnet/SSH		
	Dual Image	•		
	sFlow	•		
	Ethernet OAM	•		
	IPv6	•		
	Firmware Upgrade	HTTP/TFTP		
	System Diagnose	VCT/CPU Monitor/Ping/Tracert		
Web Interface/SYS LOG/MIBS	•			

*These products are being developed, and the product images and specifications may vary then.

Product Picture						
Model		TL-SG3452	TL-SG3428	TL-SG3210	TL-SG2218	TL-SG2008
Layer		L2+ Managed			Smart	
Product Description		JetStream 48-Port Gigabit L2 Managed Switch with 4 SFP Slots	JetStream 24-Port Gigabit L2 Managed Switch with 4 SFP Slots	JetStream 8-Port Gigabit L2+ Managed Switch with 2 SFP Slots	JetStream 16-Port Gigabit Smart Switch with 2 SFP Slots	JetStream 8-Port Gigabit Smart Switch
Version		V1	V1	V3	V1	V3
Omada SDN Integration		•	•	•	•	•
Hardware	Gigabit RJ45 Ports	48	24	8	16	8 (including 1 PD Port)
	Gigabit SFP Ports	4	4	2	2	-
	10G SFP+ Ports	-	-	-	-	-
	Console Ports	1 (RJ45) + 1 (Micro-USB)			-	
	Standards	IEEE 802.3i, 802.3u, 802.3ab, 802.3z, 802.3ad, 802.3x, 802.1Q, 802.1p, 802.1d, 802.1w, 802.1s, 802.1x			IEEE 802.3i, 802.3u, 802.3ab, 802.3ad, 802.3x, 802.1Q, 802.1p, 802.1d, 802.1w, 802.1s, 802.1x	
	Auto-Negotiation / Auto MDI/MDIX	•			•	
	Flow Control	•			•	
	Power Supply	100–240 VAC, 50/60 Hz			100–240 VAC, 50/60 Hz	12 VDC/1 A External Adapter or Obtain Power from PoE Source
	Fanless	•	•	•	•	•
	Dimensions (W × D × H)	17.3×8.7×1.7 in (440×220×44 mm)	17.3×7.1×1.7 in (440×180×44 mm)	11.6×7.1×1.7 in (294×180×44 mm)	17.3×7.1×1.7 in (440×180×44 mm)	8.2×5.0×1.0 in (209×126×26 mm)
Environment	Operating Temperature: 0–40 °C (32–104 °F);*** Storage Temperature: -40–70 °C (-40–158 °F) Operating Humidity: 10–90% RH Non-Condensing; Storage Humidity: 5–90% RH Non-Condensing					
Performance	Switching Capacity	104 Gbps	56 Gbps	20 Gbps	36 Gbps	16 Gbps
	Forwarding Rate	77.4 Mpps	41.7 Mpps	14.9 Mpps	26.8 Mpps	11.9 Mpps
	MAC Address Table	16 K	8 K	8 K	8 K	8 K
	Jumbo Frame	9 KB	9 KB	9 KB	9 KB	9 KB
L2+ Features	Static Routing	•				
	DHCP Server/Relay	•				
	ARP Proxy	•				
L2 Features	IGMP Snooping	V1/V2/V3				
	STP/RSTP/MSTP	•				
	Loopback Detection	•				
	QinQ	•				
	VLAN	802.1Q/MAC/Protocol/Private/Voice VLAN			802.1Q/MAC/Protocol/Voice VLAN	
	QoS	8 Queues, Port/802.1p/DSCP QoS				
	Rate Limit	•				
	Port Isolation	•				
	Port Mirroring	•				
	Link Aggregation	Static LAG / LACP				
Security	DHCP Snooping	•				
	Access Control List	•				
	IP + MAC + PORT + VID Binding	•				
	Storm Control	•				
	Port Security	•				
	SSH & SSL	•				
	IP Source Guard	•				
	DoS Defend	•				
System Management	Dynamic ARP Inspection	•				
	IEEE 802.1X Authentication	•				
	Centralized Cloud Management	•				
	Omada App	•				
	SNMP	v1/v2c/v3				
	RMON	Group 1, 2, 3, 9				
	Command Line Interface (CLI)	Telnet/SSH				
	Dual Image	•				
	sFlow	-	•	•	-	-
	Ethernet OAM	•**			-	
	IPv6	•				
	Firmware Upgrade	HTTP/TFTP				
System Diagnose	VCT/CPU Monitor/Ping/Tracert					
Web Interface/SYS LOG/MIBS	•					

**Ethernet OAM of TL-SG3452 requires further software update.
***The highest temperature of TL-SG3428 and TL-SG3210 is 45 °C.
Note: Please refer to page 15 for L2+/L2/Smart PoE Switches.

Easy Smart Switches


Simple and Professional Gigabit Networking for Small Businesses

TP-Link Easy Smart Switches are the perfect upgrade from Unmanaged Switches. Configuration is simple with the Easy Smart Configuration Utility management software. The switch is equipped with many practical basic features, including Port-based/Tag-based/MTU VLAN, QoS, and IGMP Snooping. Easy Smart Switches provide network administrators with a simple and cost-effective networking solution for small business networks.


Note: Please refer to page 15 for Easy Smart PoE Switches.

Easily Expand Your Gigabit Network and Save Energy






5/8/16/24-Port Gigabit Easy Smart Switch



TL-SG116E/ TL-SG108E/ TL-SG105E
16/8/5-Port Gigabit Easy Smart Switch
16/8/5× Gigabit RJ45 Ports, Desktop Design



TL-SG1024DE/ TL-SG1016DE
24/16-Port Gigabit Easy Smart Switch
24/16× Gigabit RJ45 Ports, 13-Inch Desktop/Rackmount

Product Picture						
Model		TL-SG1024DE	TL-SG1016DE	TL-SG116E	TL-SG108E	TL-SG105E
Product Description		24-Port Gigabit Easy Smart Switch	16-Port Gigabit Easy Smart Switch	16-Port Gigabit Easy Smart Switch	8-Port Gigabit Easy Smart Switch	5-Port Gigabit Easy Smart Switch
Hardware	Gigabit RJ45 Ports	24	16	16	8	5
	Standards	IEEE 802.3i, 802.3u, 802.3ab, 802.3x, 802.1q, 802.1p				
	Flow Control	•				
	Power Supply	100–240 VAC, 50/60 Hz		External Power Adapter (12 VDC/ 1 A)	External Power Adapter (5 VDC/0.6 A)	External Power Adapter (5 VDC/0.6 A)
	Fanless	•	•	•	•	•
	Dimensions (W × D × H)	11.6×7.1×1.7 in (294×180×44 mm)		11.3×4.4×1.0 in (286×112×25 mm)	6.2×4.0×1.0 in (158×101×25 mm)	3.9×3.9×1.0 in (100×98×25 mm)
	Environment	Operating Temperature: 0–40 °C (32–104 °F); Storage Temperature: –40–70 °C (–40–158 °F) Operating Humidity: 10–90% RH Non-Condensing; Storage Humidity: 5–90% RH Non-Condensing				
Performance	Switch Capacity	48 Gbps	32 Gbps	32 Gbps	16 Gbps	10 Gbps
	Forwarding Rate	35.7 Mbps	23.8 Mbps	23.8 Mbps	11.9 Mbps	7.4 Mbps
	MAC Address Table	8 K	8 K	8 K	4 K	2 K
	Jumbo Frame	10 KB	10 KB	10 KB	16 KB	16 KB
Software Features	IGMP Snooping	V1/V2/V3				
	Link Aggregation (Static LAG)	•				
	Port Mirroring	•				
	Cable Test	•				
	Loop Prevention	•				
	VLAN	MTU/Port/802.1Q VLAN				
	QoS	4 Queues/Port/802.1p/DSCP				
Rate Limit	•					

Experience Future Networking with Lightning-Fast Connections

10G / 2.5 G Multi-Gigabit Unmanaged Switches

TP-Link 10G and 2.5G switches deliver reliable, lightning-fast connections with the lowest latency possible, and unlock the highest potentials of your Multi-Gig bandwidth and devices. Ideal for gaming, LAN party, home entertainment, and backup and restore as well as use in small offices and home offices. Don't hesitate to enjoy the highest performance of your NAS, server, gaming computer, workstation, 8K video, Wi-Fi 6 AP, USB to Ethernet adapter, and more.



TL-SX1008 / TL-SX105



TL-SG108-M2 / TL-SG105-M2



10G Multi-Gigabit Unmanaged Switches ▾

Futuristic Networking with Lightning-Fast 10G/Multi-Gig Connections



10G Ports
Lightning-fast connections



Optimal 5-Speed Connections
100Mbps/1G/2.5G/5G/10G auto-negotiation



Low-Noise Operation**
Intelligent fan speed adjustment



Plug & Play
Easy installation, no configuration required



Metal Casing
Premium design with remarkable durability

2.5G Multi-Gigabit Unmanaged Switches ▾

Upgrade to a Super-Fast, Futuristic Network Without Changing Cables



2.5G Ports
Super-fast connections



Hassle-Free Cabling
Upgrade to 2.5G without changing cables*



Silent Operation
Industry-leading fanless design



Plug & Play
Easy installation, no configuration required



Metal Casing
Premium design with remarkable durability

Product Picture					
Model	TL-SX1008	TL-SX105	TL-SG108-M2	TL-SG105-M2	
Product Description	8-Port 10G Multi-Gigabit Desktop/Rackmount Switch	5-Port 10G Multi-Gigabit Desktop Switch	8-Port 2.5G Multi-Gigabit Desktop Switch	5-Port 2.5G Multi-Gigabit Desktop Switch	
Hardware	10G RJ45 Ports	8	-	-	
	2.5G RJ45 Ports	-	-	5	
	Fanless	1 Fan	•	•	
	Auto-Negotiation Ports	100Mbps/1Gbps/2.5Gbps/5Gbps/10Gbps Auto-Negotiation		100Mbps/1Gbps/2.5Gbps Auto-Negotiation	
	Dimensions (W × D × H)	11.6×7.1×1.7 in (294×180×44 mm)	8.9×5.2×1.4 in (226×131×35 mm)	8.9×5.2×1.4 in (226×131×35 mm)	8.2×4.9×1.0 in (209×126×26 mm)
	Installation	Rackmount/Desktop	Desktop/Wall-Mounting	Desktop/Wall-Mounting	
	Operating Temperature	0–50 °C (32–122 °F)	0–40 °C (32–104 °F)	0–40 °C (32–104 °F)	
Environment	Storage Temperature: -40–70 °C (-40–158 °F); Operating Humidity: 10–90% RH Non-Condensing; Storage Humidity: 5–90% RH Non-Condensing				
Performance	Switch Capacity	160 Gbps	100 Gbps	40 Gbps	25 Gbps
	Forwarding Rate	119.0 Mbps	74.4 Mbps	29.8 Mbps	18.6 Mbps
	MAC Address Table	32 K		16 K	
	Jumbo Frame	10 KB			
Software Features	QoS	•			
	Flow Control	•			
	MAC Address Learning	•			

*Only Cat5e or better cables do not need to be replaced.

**TL-SX105 is equipped with fanless design, ensuring silent operation.

Unmanaged Rackmount Switches

Unmanaged Rackmount Switches Reliable Wired Network Expansion with Plug and Play

TP-Link's Unmanaged Switches are simple plug and play products, with no software configuration required. They are designed to meet the needs of different network connections, with high performance ports provided that allow for simple and effective expansion of small and medium business networks, making work more efficient.

Note: Please refer to page 15 for unmanaged PoE switches.

Expand Your Gigabit Network with Plug and Play



TL-SG1024D
24-Port Gigabit Desktop/Rackmount Switch



TL-SG1016D
16-Port Gigabit Desktop/Rackmount Switch



Plug and Play



Gigabit Ports



Durable Metal Casing



Traffic Prioritization



Green Technology



TL-SG1048
48-Port Gigabit Rackmount Switch



TL-SG1024
24-Port Gigabit Rackmount Switch



TL-SG1016
16-Port Gigabit Rackmount Switch






TL-SG1008
8-Port Gigabit Desktop/Rackmount Switch



TL-SF1016/TL-SF1024/TL-SF1048
16/24/48-Port 10/100 Mbps Rackmount Switch



TL-SF1016DS/TL-SF1024D
16/24-Port 10/100 Mbps Desktop/Rackmount Switch





Product Picture						
Model	TL-SG1048	TL-SG1024	TL-SG1016	TL-SG1024D	TL-SG1016D	TL-SG1008
Product Description	48-Port Gigabit Rackmount Switch	24-Port Gigabit Rackmount Switch	16-Port Gigabit Rackmount Switch	24-Port Gigabit Desktop / Rackmount Switch	16-Port Gigabit Desktop / Rackmount Switch	8-Port Gigabit Desktop / Rackmount Switch
Gigabit RJ45 Ports	48	24	16	24	16	8
MAC Address Table	16 K	8 K				4K
Switching Capacity	96 Gbps	48 Gbps	32 Gbps	48 Gbps	32 Gbps	16 Gbps
Forwarding Rate	71.4 Mpps	35.7 Mpps	23.8 Mpps	35.7 Mpps	23.8 Mpps	11.9 Mpps
Jumbo Frame	12 KB	10 KB				16 KB
Fanless	•					
Green Technology	•					
Auto-Negotiation /Auto MDI/MDIX	•					
802.3X Flow Control & Back Pressure	•					
QoS	-	802.1p/DSCP				
IGMP Snooping						•
Transfer Method	Store and Forward					
Power Supply	100-240 VAC, 50/60 Hz					
Certifications	CE, FCC					
Dimensions (W × D × H)	17.3x8.7x1.7 in (440x220x44 mm)	17.3x7.1x1.7 in (440x180x44 mm)		11.6x7.1x1.7 in (294x180x44 mm)		
Environment	Operating Temperature: 0–40 °C(32–104 °F); Storage Temperature: -40–70 °C (-40–158 °F) Operating Humidity: 10–90% RH non-condensing; Storage Humidity: 5–90% RH non-condensing					

Product Picture					
Model	TL-SF1048	TL-SF1024	TL-SF1016	TL-SF1024D	TL-SF1016DS
Product Description	48-Port 10/100 Mbps Rackmount Switch	24-Port 10/100 Mbps Rackmount Switch	16-Port 10/100 Mbps Rackmount Switch	24-Port 10/100 Mbps Desktop/Rackmount Switch	16-Port 10/100 Mbps Desktop/Rackmount Switch
10/100 Mbps RJ45 Ports	48	24	16	24	16
MAC Address Table	16 K	8 K			
Switching Capacity	9.6 Gbps	4.8 Gbps	3.2 Gbps	4.8 Gbps	3.2 Gbps
Forwarding Rate	7.14 Mpps	3.57 Mpps	2.38 Mpps	3.57 Mpps	2.38 Mpps
Jumbo Frame	10 KB	2 KB			
Fanless	•				
Green Technology	•				
Auto Negotiation / Auto MDI / MDIX	•				
Flow Control & Back Pressure	•				
Transfer Method	Store and Forward				
Power Supply	100-240 VAC, 50/60 Hz				
Certifications	CE, FCC				
Dimensions (W × D × H)	17.3x7.1x1.7 in (440x180x44 mm)			11.6x7.1x1.7 in (294x180x44 mm)	
Environment	Operating Temperature: 0–40 °C(32–104 °F); Storage Temperature: -40–70 °C (-40–158 °F) Operating Humidity: 10–90% RH non-condensing; Storage Humidity: 5–90% RH non-condensing				

Unmanaged Desktop Switches

Unmanaged Desktop Switches Brings Connectivity and Flexibility to Your Desktop

TP-Link's Unmanaged Desktop Switches are simple plug and play products, providing an easy way to expand your wired network. Plug-and-play setup and green technology, allow you to enjoy a smooth, reliable and energy-efficient network experience, instantly.





- 
Plug and Play
- 
Gigabit Ports*
- 
Durable Metal Casing*
- 
Compact Desktop Design
- 
Traffic Prioritization*
- 
Green Technology

*These features vary in different models, please check the details in the next pages
 Note: Please refer to page 15 for unmanaged PoE switches.

JetStream Switches






TL-SG105 (5 ports)
 TL-SG108 (8 ports)
 TL-SG116 (16 ports)

-  **Gigabit Ethernet**
 Support 10/100/1000 Mbps Speeds
-  **Compact Metal Housing**
 Steel Casing and Desktop Design
-  **Traffic Prioritization**
 Support 802.1p/DSCP QoS
-  **Multi-Cast Optimization**
 Support IGMP Snooping





TL-SG1005D (5 ports)
 TL-SG1008D (8 ports)

-  **Gigabit Ethernet**
 Support 10/100/1000 Mbps Speeds
-  **Compact Plastic Housing**
 Plastic Casing and Desktop Design
-  **Traffic Prioritization**
 Support 802.1p/DSCP QoS





TL-SF1005D (5 ports)
 TL-SF1008D (8 ports)

-  **Fast Ethernet**
 Support 10/100 Mbps Speeds
-  **Compact Plastic Housing**
 Plastic Casing and Desktop Design






TL-SF1016 (16 ports)
 TL-SF1024M (24 ports)

-  **Fast Ethernet**
 Support 10/100 Mbps Speeds
-  **Compact Plastic Housing**
 Plastic Casing and Desktop Design

LiteWave Switches





LS105G (5 ports)
 LS108G (8 ports)

-  **Gigabit Ethernet**
 Support 10/100/1000 Mbps Speeds
-  **Compact Metal Housing**
 Steel Casing and Desktop Design
-  **Traffic Prioritization**
 Support 802.1p/DSCP QoS





LS1005G (5 ports)
 LG1008G (8 ports)

-  **Gigabit Ethernet**
 Support 10/100/1000 Mbps Speeds
-  **Compact Plastic Housing**
 Plastic Casing and Desktop Design



LS1005 (5 ports)
 LS1008 (8 ports)

-  **Fast Ethernet**
 Support 10/100 Mbps Speeds
-  **Compact Plastic Housing**
 Plastic Casing and Desktop Design

	JetStream Gigabit Switches		JetStream Fast Ethernet Switches
Product Picture			
Model	TL-SG105/TL-SG108/TL-SG116		TL-SG1005D/TL-SG1008D
Product Description	5/8/16-Port Gigabit Desktop Switch		5/8-Port Gigabit Desktop Switch
Gigabit RJ45 Ports	5/8/16		-
10/100 Mbps RJ45 Ports	-		5/8/16/24
MAC Address Table	2 K/4 K/8 K		2 K/2 K/2 K/8 K
Switching Capacity	10/16/32 Gbps		1.0 Gbps/1.6 Gbps/3.2 Gbps/4.8 Gbps
Forwarding Rate	7.4 Mpps/11.9 Mpps/23.8 Mpps		0.74 Mpps/1.19 Mpps/2.38 Mpps/3.57 Mpps
Jumbo Frame	16 KB/16 KB/10 KB		2 KB
Fanless			•
Green Technology			•
Auto Negotiation / Auto MDI/MDIX			•
Flow Control & Back Pressure			•
QoS	802.1p/DSCP		-
IGMP Snooping	•		-
Transfer Method	Store and Forward		
Power Supply	External Power Adapter (TL-SG105 & TL-SG108: 5 VDC/ 0.6 A TL-SG116: 12 VDC/1 A)		External Power Adapter (5 VDC/ 0.6 A)
Certifications	CE, FCC		
Housing	Steel Shell		Plastic Shell
Dimensions (W × D × H)	TL-SG116: 11.3x4.4x1.0 in (286x112x25 mm) TL-SG108: 6.2x4.0x1.0 in (158x10x25 mm) TL-SG105: 3.9x3.9x1.0 in (100x98x25 mm)		TL-SG1008D: 7.1x3.5x1.0 in (180x90x25.5 mm) TL-SG1005D: 5.5x3.5x0.9 in (140x88x23 mm)
Environment	Operating Temperature: 0–40 °C(32–104 °F); Storage Temperature: –40–70 °C (–40–158 °F) Operating Humidity: 10–90% RH non-condensing; Storage Humidity: 5–90% RH non-condensing		

	LiteWave Gigabit Switches				LiteWave Fast Ethernet Switches	
Product Picture						
Model	LS105G	LS108G	LS1005G	LS1008G	LS1005	LS1008
Product Description	5/8-Port Gigabit Desktop Switch		5/8-Port Gigabit Desktop Switch		5/8-Port 10/100 Mbps Desktop Switch	
Gigabit RJ45 Ports	5	8	5	8	-	-
10/100 Mbps RJ45 Ports	-		-		5	8
MAC Address Table	2 K	4 K	2 K	4 K	2 K	
Switching Capacity	10 Gbps	16 Gbps	10 Gbps	16 Gbps	1.0 Gbps	1.6 Gbps
Forwarding Rate	7.4 Mpps	11.9 Mpps	7.4 Mpps	11.9 Mpps	0.7 Mpps	1.2 Mpps
Jumbo Frame	16 KB				2 KB	
Fanless					•	
Green Technology					•	
Auto Negotiation / Auto MDI/MDIX					•	
Flow Control & Back Pressure					•	
QoS	802.1p/DSCP				-	
IGMP Snooping					-	
Transfer Method	Store and Forward					
Power Supply	External Power Adapter (5 VDC/ 0.6 A)		External Power Adapter (5 VDC/ 0.6 A)		External Power Adapter (5 VDC/0.6 A)	
Certifications	CE, FCC				CE	
Housing	Steel Shell			Plastic Shell		
Dimensions (W × D × H)	3.9×3.9×1.0 in (99.8×98×25 mm)	6.2×3.9×1.0 in (158×99.1×25 mm)	3.5×2.8×0.9 in (90×72×23 mm)	5.0×2.6×0.9 in (127×66.5×23 mm)	3.3×1.8×0.9 in (83.6×45.7×22.8 mm)	4.9×1.9×0.9 in (124.6×48.7×22.8 mm)
Environment	Operating Temperature: 0–40 °C(32–104 °F); Storage Temperature: –40–70 °C (–40–158 °F) Operating Humidity: 10–90% RH non-condensing; Storage Humidity: 5–90% RH non-condensing					

Power over Ethernet

TP-Link's Power over Ethernet (PoE) Switches are specifically designed to meet either the 802.3af PoE, 802.3at PoE+, or 802.3bt PoE++ standard for powering network devices. Electrical power is transmitted along with data in a single cable, allowing users to expand their networks to places where there are no power outlets. With PoE, installation of network devices such as APs, IP cameras, IP phones, and other PoE enabled devices in hard-to-reach outdoor, and remote areas is simplified.



Empowering Your Business Growth

Surveillance | Access Points | and More

PoE Solution

Multiple Application Scenarios



Surveillance

Works with IP Cameras




Conference Calls

Works with IP Phones



Wi-Fi Coverage

Works with Access Points



Wired Connections

Works with PCs and Printers

What does TP-Link PoE Bring to You



Lower Infrastructure Costs

A single cable supports both data and power transmissions. PoE solutions also require fewer power adapters.



Flexible Deployment

Freedom from fixed power outlets provides more placement options and allows for deployment in complex environments.



Simplified Installation

Use existing network infrastructures for rapid deployment, without the need for an electrician.



Comprehensive Selection

Managed (L2+/L2, Smart, Easy Smart) and Unmanaged PoE switches, PoE adapters, PoE injectors, PoE splitters, and PoE access points are provided.



Intelligent Power Management

Ensures power supply to high-priority ports and protects your device from power overloads.



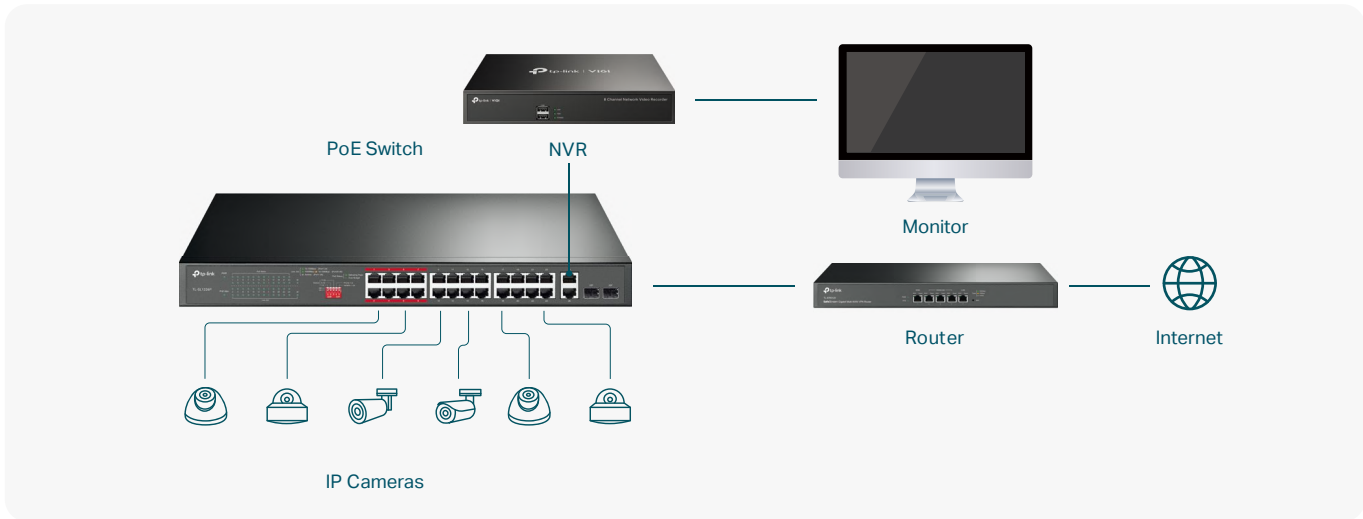
Advanced Functions

Advanced functions like PoE Auto Recovery, static routing, QoS, and Layer 2 management options enable higher performance.

Affordable Solutions Designed for Surveillance

TP-Link 100 Mbps PoE Switches

TP-Link's 100 Mbps PoE Switch series is designed to address specific SMB surveillance needs and satisfy the demands of most IP cameras. Many robust features like Extend Mode, Priority Mode, and Isolation Mode provide value well beyond basic networking needs, creating a versatile and reliable surveillance network to grow your business.



250 m PoE Transmission

With Extend Mode*, PoE supports data and power transmissions up to 250 m away—perfect for surveillance camera deployment in large areas.



One-Click Priority Mode

Guarantees the quality of sensitive applications like video monitoring in critical business areas by prioritizing the data of certain ports.



One-Click Traffic Separation

Isolation Mode easily divides traffic for downlink ports to avoid snooping and tampering and isolates broadcast storm for higher security and performance.



Silent Operation

Desktop switches' fanless design deliver zero added noise in their locations. Rackmount switches automatically adjust their built-in fans to balance power consumption with sound reduction in noise-sensitive locations.

Layer	PoE Ports	Non-PoE Ports	Model	PoE Budget† (w)	PoE Standard	Extend Mode Button	Priority Mode Button	Isolation Mode Button	Fanless Design	Deployment	Dimension (mm)	Notes	
Unmanaged	4FE	1FE	TL-SF1005LP v1	41	802.3af	Ports 1-4	Ports 1-2	-	•	Desktop Wall Mounting	99.8×98×25	-	
			TL-SF1005P v2	67	802.3af/at	Ports 1-4	Ports 1-2	-	•	Desktop Wall Mounting	99.8×98×25	V3 supports PoE Auto Recovery	
		4FE	2FE	TL-SF1006P v1	67	802.3af/at	Ports 1-4	Ports 1-2	-	•	Desktop Wall Mounting	158×101×25	V2 supports PoE Auto Recovery
			4FE	TL-SF1008LP v1	41	802.3af	Ports 1-4	Ports 1-2	-	•	Desktop Wall Mounting	171×98×27	-
	8FE	1FE	TL-SF1008P v6	66	802.3af/at	Ports 1-4	Ports 1-2	-	•	Desktop Wall Mounting	171×98×27	V7 supports PoE Auto Recovery	
			TL-SF1009P v1	65	802.3af/at	Ports 1-4/1-8	Ports 1-2	Ports 1-8	•	Desktop Wall Mounting	171×98×27	V2 supports PoE Auto Recovery	
	16FE	2GE + 1SFP	TL-SL1311MP v1	124 (TBD)	802.3af/at	Ports 1-4/1-8	-	Ports 1-8	•	Desktop Wall Mounting	209×126×26	-	
			1GE + 1Combo	TL-SL1218P v1	150	802.3af/at	Ports 1-8/9-16	Ports 1-8	Ports 1-16	-	Rackmount	440×180×44	V2 supports PoE Auto Recovery
		2Combo	TL-SL1218MP v2	250	802.3af/at	Ports 1-8/9-16	Ports 1-8	Ports 1-16	-	Rackmount	440×180×44	V3 supports PoE Auto Recovery	
			TL-SL1226P v1	250	802.3af/at	Ports 1-8/9-16/17-24	Ports 1-8	Ports 1-24	-	Rackmount	440×180×44	V2 supports PoE Auto Recovery	
Smart	24FE	2GE + 2Combo	TL-SL2428P v4.2**	250	802.3af/at	Extend Mode achieves long-distance transmissions by limiting the maximum port speed to 10 Mbps. Priority and Isolation Mode can be accessed through the QoS and VLAN functions.	-	-	Rackmount	440×220×44	V4.2 supports Omada SDN		


*Extend mode supports up to 250 meters' PoE power supply for surveillance cameras. The speed of the ports in extend mode will downgrade to 10 Mbps. The actual transmission distance may vary due to power consumption of PoE-powered devices or the cable quality and type.

**TL-SL2428P supports Omada SDN integration, and details about SDN could be found on page 19.

Gigabit Switching Solutions for Growing SMBs

TP-Link Gigabit PoE Switches—Unmanaged and Easy Smart

TP-Link’s Unmanaged and Easy Smart PoE Switches offer more efficient and cost-effective solutions to meet the various needs of access points, surveillance, VoIP, and other applications.



PoE Auto Recovery

Automatically reboots your dropped or unresponsive PoE-powered devices.

Easy to Use

Simply plug and play with a setup that requires no software or configuration.

Multiple Scenarios

Fits various environments thanks to a flexible design—excellent for IP cameras and access points.

Energy Efficient

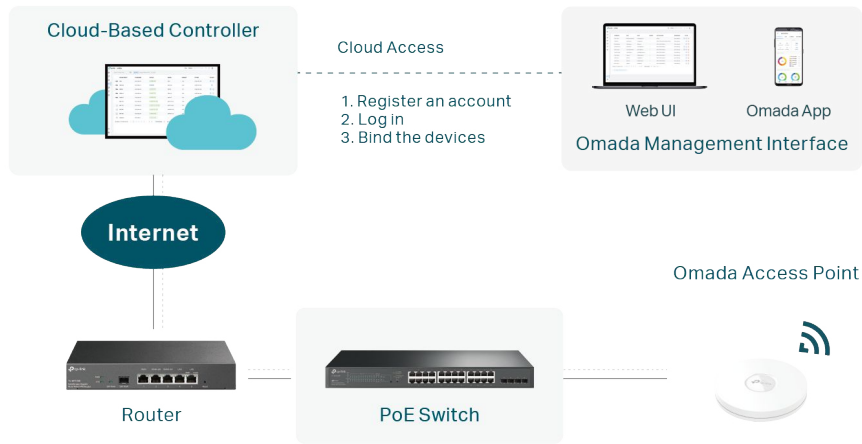
Consumes less power and lowers energy bills with Green Tech.

Layer	PoE Ports	Non-PoE Ports	Model	PoE Budget† (w)	PoE Standard	PoE Auto Recovery	Fanless Design	Deployment	Dimension (mm)	Notes
Unmanaged	4GE	1GE	TL-SG1005LP v1	40	802.3af/at	-	•	Desktop Wall Mounting	99.8×98×25	-
			TL-SG1005P v2	65	802.3af/at	-	•	Desktop Wall Mounting	99.8×98×25	V3 supports Extend Mode, and PoE Auto Recovery
		4GE	TL-SG1008P v4	64	802.3af/at	-	•	Desktop Wall Mounting	171×98×27	V5 supports Extend Mode, and PoE Auto Recovery
	8GE	/	TL-SG1008MP v2	153	802.3af/at	-	-	Desktop Rackmount	294×180×44	-
		1GE+1SFP	TL-SG1210P v1	63	802.3af/at	-	•	Desktop Wall Mounting	209×126×26	V2 supports Extend Mode, Priority Mode, Isolation Mode, and PoE Auto Recovery
		1GE+1Combo	TL-SG1210MP v2	123	802.3af/at	-	•	Desktop Wall Mounting	209×126×26	-
	16GE	2Combo	TL-SG1218MP v1	250	802.3af/at	-	-	Rackmount	440×180×44	V2 supports Extend Mode, Priority Mode, Isolation Mode, and PoE Auto Recovery
Easy Smart	4GE	1GE	TL-SG105PE v1	65	802.3af/at	•	•	Desktop Wall Mounting	99.8×98×25	-
		4GE	TL-SG108PE v3	64	802.3af/at	•	•	Desktop Wall Mounting	158×101×25	-
	8GE	1GE+1Combo	TL-SG1210MPE v2	123	802.3af/at	•	•	Desktop Wall Mounting	209×126×26	-
		8GE	TL-SG1016PE v2	150	802.3af/at	•	-	Desktop Rackmount	294×180×44	-
	16GE	2Combo	TL-SG1218MPE v2	250	802.3af/at	•	-	Rackmount	440×180×44	-
	24GE	2GE+2SFP	TL-SG1428PE v1	250	802.3af/at	•	-	Rackmount	440×220×44	-

The Smarter Cloud Solutions for Business Networking

TP-Link L2+ Managed/ Smart PoE Switches—SDN Integration

Managed switches integrating Omada SDN (Software Defined Networking) provide 100% centralized cloud management to create highly scalable networks. Seamless wireless and wired connections are provided—ideal for hospitality, education, retail, office, and more.



 **Cloud Centralized Management**

Fully manage your whole network from different sites—all controlled from a single interface anywhere, anytime.

 **Zero-Touch Provisioning[†]**

Remotely deploy and configure multi-site networks to ensure efficient deployment at a lower cost.

 **Easy Network Monitoring**

The Omada app and intuitive Web UI make it easy to check your real-time network status and traffic distribution.

 **2.5 GE PoE for Wi-Fi 6[§]**

2.5 GE Ports support the bandwidth needs of Wi-Fi 6 access points.

Layer	PoE Ports	Non-PoE Ports	Model	PoE Budget [†] (w)	PoE Standard	PoE Auto Recovery	SDN	Deployment	Dimension (mm)
Smart	24FE	2GE+2Combo	TL-SL2428P v4.2	250	802.3af/at	√*	√	Rackmount	440×180×44
	4GE	4GE	TL-SG2008P v1	62	802.3af/at	√	√	Desktop Wall Mounting	209×126×26
	8GE	2SFP	TL-SG2210P v3.2	61	802.3af/at	√*	√	Desktop Wall Mounting	209×126×26
			TL-SG2210MP v1	150	802.3af/at	√*	√	Desktop Rackmount	294×180×44
	24GE	4SFP	TL-SG2428P v1	250	802.3af/at	√*	√	Rackmount	440×220×44
L2+ Managed	24GE	4SFP	TL-SG3428MP v1	384	802.3af/at	√	√	Rackmount	440×330×44
	48GE	4SFP	TL-SG3452P v1	384	802.3af/at	√	√	Rackmount	440×330×44
	24GE	4SFP+	TL-SG3428XMP v1	384	802.3af/at	√	√	Rackmount	440×330×44
	8× 2.5G	2SFP+	TL-SG3210XHP-M2 v1	240	802.3af/at	√	√	Rackmount	440×180×44
	4× 10G	2SFP+	TL-SX3206HPP v1	200 (TBD)	802.3af/at/bt	√	√	Desktop Rackmount	294×180×44

[†] PoE budget calculations are based on laboratory testing. Actual PoE power budget is not guaranteed and will vary as a result of client limitations and environmental factors.














[‡] Zero-Touch Provisioning requires the use of the Omada Cloud-Based Controller.

[§] Not all PoE Switches support this feature. Please refer to the comparison table for details.











*Use of the feature requires further software upgrades.

Product Picture											
Model	TL-SX3206HPP*	TL-SG3210XHP-M2	TL-SG3428XMP	TL-SG3452P	TL-SG3428MP	TL-SG2428P	TL-SG2210MP	TL-SG2210P	TL-SG2008P	TL-SL2428P	
Layer	L2+ Managed					Smart					
Version	V1	V1	V1	V1	V1	V1	V1	V3.2	V1	V4.2	
Omada SDN Integration	•	•	•	•	•	•	•	•	•	•	
Hardware	10/100 Mbps RJ45 Ports	-	-	-	-	-	-	-	-	-	24, all support PoE+
	Gigabit RJ45 Ports	-	-	24, all support PoE+	48, all support PoE+	24, all support PoE+	24, all support PoE+	8, all support PoE+	8, all support PoE+	8 (PoE+; ports 1-4)	2
	2.5G RJ45 Ports	-	8, all support PoE+	-	-	-	-	-	-	-	-
	10G RJ45 Ports	4, all support PoE++	-	-	-	-	-	-	-	-	-
	Gigabit SFP Ports	-	-	-	4	4	4	2	2	-	-
	RJ45/SFP Combo Ports	-	-	-	-	-	-	-	-	-	2
	10G SFP+ Ports	2	2	4	-	-	-	-	-	-	-
	Console Ports	1 (RJ45) + 1 (Micro-USB)					-	-	-	-	-
	Power Supply	100-240 VAC, 50/60 Hz					100-240 VAC, 50/60 Hz		53.5 VDC / 1.31A		100-240 VAC, 50/60 Hz
	Fanless	2 Fans*	2 Fans	2 Fans	2 Fans	2 Fans	2 Fans	1 Fan	•	•	2 Fans
	Dimensions (W x D x H)	294x180 x44 mm*	440x180 x44 mm	440x330 x44 mm	440x330 x44 mm	440x330 x44 mm	440x220 x44 mm	294x180 x44 mm	209x126 x26 mm	209x126 x26 mm	440x180 x44 mm
Installation	Rackmount/Desktop	Rackmount				Rackmount	Rackmount/Desktop	Desktop/Wall-Mounting		Rackmount	
Operating Temperature	0-50 °C (TBD) *	0-50 °C	0-45 °C	0-40 °C *	0-45 °C	0-50 °C	0-50 °C	0-40 °C	0-40 °C	0-50 °C	
PoE	PoE Standard	802.3af/at/bt	802.3af/at				802.3af/at				
	PoE Port	4x PoE++	8x PoE+	24x PoE+	48x PoE+	24x PoE+	24x PoE+	8x PoE+	8x PoE+	4x PoE+	24x PoE+
	PoE Power Budget	200 W*	240 W	384 W	384 W	384 W	250 W	150 W	61 W	62 W	250 W
	PoE Auto Recovery	•	•	•	•	•	•	•	•	•	•
Performance	Switch Capacity	120 Gbps	80 Gbps	128 Gbps	104 Gbps	56 Gbps	56 Gbps	20 Gbps	20 Gbps	16 Gbps	12.8 Gbps
	Forwarding Rate	89.3 Mpps	59.5 Mpps	95.2 Mpps	77.4 Mpps	41.7 Mpps	41.7 Mpps	14.9 Mpps	14.9 Mpps	11.9 Mpps	9.5 Mpps
	MAC Address Table	32 K*	16 K	16 K	16 K	8 K	8 K				
	Jumbo Frame	9 KB					9 KB				
L2 Features	IGMP Snooping	V1/V2/V3					V1/V2/V3				
	STP/RSTP/MSTP	•					•				
	Loopback Detection	•					•				
	VLAN	802.1Q/MAC/Protocol/Private/Voice VLAN					802.1Q/MAC/Protocol/Voice VLAN				
	QoS	8 Queues, Port/802.1p/DSCP QoS					8 Queues, Port/802.1p/IP DSCP QoS				
	Rate Limit	•					•				
	Port Isolation	•					•				
	Port Mirroring	•					•				
	Link Aggregation	Static LAG, LACP					Static LAG, LACP				
DHCP Snooping	•					•					
Security	Access Control List	•					•				
	IP+MAC+PORT+VID Binding	•					•				
	Storm Control	•					•				
	Port Security	•					•				
	SSH & SSL	•					•				
	DoS Defend	•					•				
	Dynamic ARP Inspection	•					•				
System Management	Centralized Cloud Management	•					•				
	Omada App	•					•				
	SNMP	v1/v2c/v3					v1/v2c/v3				
	Command Line Interface (CLI)	Telnet/SSH					Telnet/SSH				
	Web Interface/SYS LOG/MIBS	•					•				

*These products are being developed, the pictures are design sketches for reference only, and the specifications are subject to change then.

Product Picture															
Model	TL-SG 1428PE	TL-SG 1218MPE	TL-SG 1016PE	TL-SG 1210MPE	TL-SG 108PE	TL-SG 105PE	TL-SG 1218MP	TL-SG 1210MP	TL-SG 1008MP	TL-SG 1210P	TL-SG 1008P	TL-SG 1005P	TL-SG 1005LP		
Layer	Easy Smart							Unmanaged							
Version	V1	V2	V2	V2	V3	V1	V1	V2	V2	V1	V4	V2	V1		
Hardware	10/100 Mbps RJ45 Ports	-							-						
	Gigabit RJ45 Ports	26 (PoE+: ports 1-24)	16, all support PoE+	16 (PoE+: ports 1-8)	9 (PoE+: ports 1-8)	8 (PoE+: ports 1-4)	5 (PoE+: ports 1-4)	16, all support PoE+	9 (PoE+: ports 1-8)	8, all support PoE+	9 (PoE+: ports 1-8)	8 (PoE+: ports 1-4)	5 (PoE+: ports 1-4)	5 (PoE+: ports 1-4)	
	Gigabit SFP Ports	2	-	-	-	-	-	-	-	-	1	-	-	-	
	RJ45/SFP Combo Ports	-	2	-	1	-	-	2	1	-	-	-	-	-	
	Power Supply	100-240 VAC, 50/60 Hz			53.5 VDC/ 2.43 A	53.5 VDC/ 1.31 A		100-240 VAC, 50/60 Hz	53.5 VDC/ 2.43 A	100-240 VAC, 50/60 Hz	53.5 VDC/ 1.31 A			53.5 VDC/0.81 A	
	Fanless	2 Fans	2 Fans	1 Fan	•	•	•	2 Fans	•	1 Fan	•	•	•	•	
	Dimensions (W x D x H)	440 x 220 x 44 mm	440x180 x44 mm	294x180 x44 mm	209x126 x26 mm	158x101 x25 mm	100x98 x25 mm	440x180 x44 mm	209x126 x26 mm	294x180 x44 mm	209x126 x26 mm	171x98 x27 mm	100x98 x25mm	100x98 x25mm	
	Installation	Rackmount		Rackmount/ Desktop	Desktop/Wall-Mounting			Rackmount	Desktop/ Wall-Mounting	Rackmount/ Desktop	Desktop/Wall-Mounting				
	Operating Temperature	0-50 °C			0-40 °C			0-50 °C	0-40 °C	0-50 °C	0-40 °C				
PoE	PoE Standard	802.3af/at							802.3af/at						
	PoE Port	24x PoE+	16x PoE+	8x PoE+	8x PoE+	4x PoE+	4x PoE+	16x PoE+	8x PoE+	8x PoE+	8x PoE+	4x PoE+	4x PoE+	4x PoE+	
	PoE Power Budget	250 W	250 W	150 W	123 W	64 W	65 W	250 W	123 W	153 W	63 W	64 W	65 W	40 W	
	PoE Auto Recovery	•	•	•	•	•	•	-	-	-	-	-	-	-	
Performance	Switch Capacity	56 Gbps	36 Gbps	32 Gbps	20 Gbps	16 Gbps	10 Gbps	36 Gbps	20 Gbps	16 Gbps	20 Gbps	16 Gbps	16 Gbps	10 Gbps	
	Forwarding Rate	41.7 Mpps	26.8 Mpps	23.8 Mpps	14.9 Mpps	11.9 Mpps	7.44 Mpps	26.8 Mpps	14.9 Mpps	11.9 Mpps	14.9 Mpps	11.9 Mpps	11.9 Mpps	7.44 Mpps	
	MAC Address Table	8 K	8 K	8 K	4 K	4 K	2 K	8 K	4 K	4 K	4 K	4 K	2 K	2 K	
	Jumbo Frame	9 KB	10 KB	10 KB	16 KB	16 KB	16 KB	10 KB	16 KB	16 KB	16 KB	16 KB	16 KB	16 KB	
L2 Features	IGMP Snooping	V1/V2/V3							V1/V2						
	STP/RSTP/ MSTP	-							-						
	Loopback Detection	•							-						
	VLAN	Tag-based VLAN/802.1Q							-						
	QoS	4 Queues, Port/802.1p/DSCP QoS							802.1p/DSCP QoS						
	Rate Limit	•							-						
	Port Mirroring	•							-						
	Link Aggregation	Static LAG, LACP							-						
Security	DHCP Snooping	-							-						
	Access Control List	-							-						
	IP+MAC+PORT +VID Binding	-							-						
	Storm Control	•							-						
	Port Security	-							-						
	SSH & SSL	-							-						
	DoS Defend	-							-						
System Management	Dynamic ARP Inspection	-							-						
	SNMP	-							-						
	RMON	-							-						
	Command Line Interface (CLI)	-							-						
Web Interface/ SYS LOG/MIBS	Web Interface/MIBS							-							

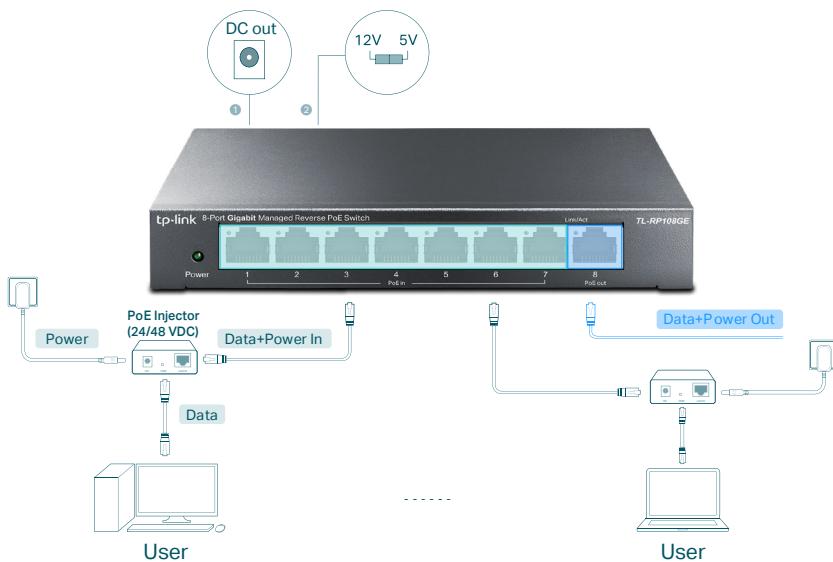
*These products are being developed, the pictures are design sketches for reference only, and the specifications are subject to change then.

Product Picture											
Model	TL-SL1226P	TL-SL1218MP	TL-SL1218P	TL-SL1311MP	TL-SF1009P	TL-SF1008P	TL-SF1008LP	TL-SF1006P	TL-SF1005P	TL-SF1005LP	
Layer	Unmanaged										
Product Description	24-Port 10/100Mbps + 2-Port Gigabit Rackmount Switch with 24-Port PoE+	16-Port 10/100Mbps + 2-Port Gigabit Rackmount Switch with 16-Port PoE+	16-Port 10/100Mbps + 2-Port Gigabit Rackmount Switch with 16-Port PoE+	8-Port 10/100Mbps + 3-Port Gigabit Desktop Switch with 8-Port PoE+	9-Port 10/100Mbps Desktop Switch with 8-Port PoE+	8-Port 10/100Mbps Desktop Switch with 4-Port PoE+	8-Port 10/100Mbps Desktop Switch with 4-Port PoE	6-Port 10/100Mbps Desktop Switch with 4-Port PoE+	5-Port 10/100Mbps Desktop Switch with 4-Port PoE+	5-Port 10/100Mbps Desktop Switch with 4-Port PoE	
Version	V1	V2	V1	V1	V1	V6	V1	V1	V2	V1	
Hardware	10/100 Mbps RJ45 Port	24, all support PoE+	16, all support PoE+	16, all support PoE+	8, all support PoE+	9 (PoE+: ports 1-8)	8 (PoE+: ports 1-4)	8 (PoE: ports 1-4)	6 (PoE+: ports 1-4)	5 (PoE+: ports 1-4)	5 (PoE: ports 1-4)
	Gigabit RJ45 Ports	-	-	1	2	-	-	-	-	-	-
	Gigabit SFP Ports	-	-	-	1	-	-	-	-	-	-
	RJ45/SFP Combo Ports	2	2	1	-	-	-	-	-	-	-
	Flow Control	•									
	Power Supply	100-240 VAC, 50/60 Hz			53.5 VDC/ 2.43 A	53.5 VDC/ 1.31 A		53.5 VDC/ 0.81 A	53.5 VDC/ 1.31 A	53.5 VDC/ 1.31 A	53.5 VDC/ 0.81 A
	Fanless	2 Fans	2 Fans	2 Fans	•						
	Dimensions (W x D x H)	17.3x7.1x1.7 in (440x180x44 mm)			8.2x5.0x1.0 in (209x126x26 mm)	6.7x3.9x1.1 in (171x98x27 mm)			6.2 x 4.0 x 1.0 in. (158x101x25 mm)	3.9x3.9x1.0 in (100x98x25 mm)	
	Installation	Rackmount			Desktop/Wall-Mounting						
Operating Temperature	0-50 °C (32-122 °F)			0-40 °C (32-104 °F)							
PoE	PoE Standard	802.3af/at						802.3af	802.3af/at		802.3af
	PoE Port	24x PoE+	16x PoE+	16x PoE+	8x PoE+	8x PoE+	4x PoE+	4x PoE	4x PoE+	4x PoE+	4x PoE
	PoE Power Budget	250 W	250 W	150 W	124 W*	65 W	66 W	41 W	67 W	67 W	41 W
	Extend Mode	Ports 1-8/ 9-16/ 17-24	Ports 1-8/ 9-16	Ports 1-8/ 9-16	Ports 1-4/ 1-8	Ports 1-4/ 1-8	Ports 1-4	Ports 1-4	Ports 1-4	Ports 1-4	Ports 1-4
	Priority Mode	Ports 1-8	Ports 1-8	Ports 1-8	-	Ports 1-2	Ports 1-2	Ports 1-2	Ports 1-2	Ports 1-2	Ports 1-2
	Isolation Mode	Ports 1-24	Ports 1-16	Ports 1-16	Ports 1-8	Ports 1-8	-	-	-	-	-
Performance	Switch Capacity	8.8 Gbps	7.2 Gbps		5.6 Gbps	1.8 Gbps	1.6 Gbps		1.2 Gbps	1 Gbps	
	Forwarding Rate	6.55 Mpps	5.36 Mpps		4.16 Mpps	1.34 Mpps	1.2 Mpps		0.89 Mpps	0.7 Mpps	
	MAC Address Table	8 K			2 K	2 K					
	Jumbo Frame	10 KB			16 KB	2 KB					
Software Features	IGMP Snooping	-									
	Loopback Detection	-									
	VLAN	-									
	QoS	-									
	Rate Limit	-									
	Port Mirroring	-									
	Link Aggregation	-									
	Storm Control	-									
Firmware Upgrade	-										

*These products are being developed, the pictures are design sketches for reference only, and the specifications are subject to change then.

Reverse PoE Switches

The 8-Port Gigabit Managed Reverse PoE Switch TL-RP108GE has seven gigabit PoE input ports that allow it to receive power from user outlets via PoE injectors. Equipped with one PoE output port, the switch can supply power to CPEs and similar devices via Port 8. The DC output port supports both 5 V and 12 V optional output voltage and can be used to power devices like ONTs. Enhanced with basic management features like VLAN and QoS, TL-RP108GE shares the same software functions with TP-Link Easy Smart switches.






Model	TL-RP108GE
Port	7 Gigabit Passive PoE-in RJ45 Ports Voltage: 24/48 V (mixture is not supported) 1 Gigabit Passive PoE-out RJ45 Port Voltage: depending on the input voltage of PoE-in ports 1 DC Output Port Voltage: 5/12 V
Power pin of Ethernet cable	4/5+ 7/8-
PoE Supply	Passive PoE
Dimensions	6.2 × 3.9 × 1.0 in (158 × 99.1 × 25 mm)
Installation	Desktop/Wall-Mounting
Switching Capacity	16 Gbps
Features	VLAN IGMP Snooping QoS Manageable via web browser or Utility

PoE Adapters

Product Picture						
Model	TL-POE160S	TL-POE150S	TL-POE10R	TL-POE200	TL-POE2412G	TL-POE4824G
Product Description	PoE+ Injector	PoE Injector	PoE Splitter	PoE Kit (PoE Injector + PoE Splitter)	24V Passive PoE Adapter	48V Passive PoE Adapter
RJ45 Ports	1× Gigabit RJ45 LAN Port 1× Gigabit RJ45 PoE Port (802.3af/at)	1× Gigabit RJ45 LAN Port 1× Gigabit RJ45 PoE Port (802.3af)	1× 10/100 Mbps RJ45 LAN port 1× 10/100 Mbps RJ45 PoE port	1× 10/100 Mbps RJ45 LAN port 1× 10/100 Mbps RJ45 PoE port	1× Gigabit RJ45 LAN Port 1× Gigabit RJ45 PoE Port (Passive PoE)	
Standards	IEEE802.3, IEEE802.3u, IEEE802.3ab, 802.3af, 802.3at; CSMA/CD, TCP/IP	IEEE802.3, IEEE802.3u, IEEE802.3ab, 802.3af; CSMA/CD, TCP/IP	IEEE802.3, IEEE802.3u; CSMA/CD, TCP/IP	IEEE802.3, IEEE802.3u; CSMA/CD, TCP/IP	IEEE802.3, IEEE802.3u	
Power	Input: 100–240 V, 1.0A Output: Max. 30 W (Auto-Determination)	Input: 48 VDC, 0.5 A Output: Max. 15.4 W (Auto-Determination)	Input: Max. 15.4 W (Auto-Determination) Output: 5/9/12 VDC	Input: 100–240 VAC Output: 12/9/5 VDC	Input: 100–240 V 0.4 A Output: 24 V 0.5 A	Input: 100–240 V 0.8 A Output: 48 V 0.5 A
Certifications	CE, FCC					
Plug and Play	•					
Dimensions (W × D × H)	4.9×2.3×1.4 in (125×59.4×36.8 mm)	3.2×2.1×0.9 in (80.8×54×24 mm)			3.4×1.7×1.4 in (85.8×43.9×35 mm)	4.3×2.3×1.5 in (110×57×38.8 mm)
Environment	Operating Temperature: 0–40 °C (32–104 °F); Storage Temperature: -40–70 °C (-40–158 °F) Operating Humidity: 10–90% RH Non-Condensing; Storage Humidity: 5–90% RH Non-Condensing					

Accessories

Product Picture			
Model	TX432	TL-SM5220-1M	TL-SM5220-3M
Product Description	10-Gigabit 2-Port SFP+ Module	1 Meter 10G SFP+ Direct Attach Cable	3 Meters 10G SFP+ Direct Attach Cable
Standard	IEEE 802.3ae, IEEE 802.3aq, SFF-8431	-	
Dimensions/Length	5.2 x 3.6 x 1.2 in (131 x 92 x 31mm)	1 m	3 m
Max Power Consumption	6.57 W with Fiber	-	
Certifications	CE, FCC		
Data Rate	-	10 Gbps	
Temperature	Operating: 0–50 °C (32–122 °F); Storage: -40–70 °C (-40–158 °F)	Operating: 0–70 °C (32–158 °F); Storage: -40–80 °C (-40–176 °F)	
Humidity	Operating: 10–90% non-condensing; Storage: 5–90% non-condensing		

SFP Modules


Product Picture							
Model	TL-SM311LS	TL-SM321A	TL-SM321B	TL-SM321A-2	TL-SM321B-2	TL-SM5110-SR	TL-SM5110-LR
Product Description	Single-mode SFP Module	1000Base-BX WDM Bi-Directional SFP Module	1000Base-BX WDM Bi-Directional SFP Module	1000Base-BX WDM Bi-Directional SFP Module	1000Base-BX WDM Bi-Directional SFP Module	10GBase-SR SFP+ LC Transceiver	10GBase-LR SFP+ LC Transceiver
Cable	Single-mode Fiber					Multi-mode Fiber	Single-mode Fiber
Fiber Type	9/125 μm Single-mode					50/125 μm or 62.5/125 μm Multi-mode	9/125 μm Single-mode
MAX. Cable Length	20 km			2 km		330m or 33m	10 km
Standard	IEEE 802.3z					IEEE 802.3ae, SFF-8431, SFF-8472	
Data Rate	1.25 Gbps					10 Gbps	
Ports	2× LC Ports	1× LC Port				2× LC Ports	
Wave Length	1310 nm	TX: 1550 nm RX: 1310 nm	TX: 1310 nm RX: 1550 nm	TX: 1550 nm RX: 1310 nm	TX: 1310 nm RX: 1550 nm	850 nm	1310 nm
Power Supply	3.3 V						
Certifications	CE, FCC						
Environment	Operating Temperature: 0–70 °C (32–158 °F); Storage Temperature: -40–85 °C (-40–185 °F) Operating Humidity: 10–90% RH Non-Condensing; Storage Humidity: 5–90% RH Non-Condensing						

Media Converters

Product Picture								
Model	MC210CS	MC220L	TL-FC311A-2/ TL-FC311B-2	TL-FC311A-20/ TL-FC311B-20	MC111CS	MC112CS	TL-FC111A-20/ TL-FC111B-20	TL-FC111PB-20
Product Description	Gigabit Ethernet Media Converter		Gigabit WDM Media Converter		WDM Fast Ethernet Media Converter	WDM Fast Ethernet Media Converter	10/100Mbps WDM Media Converter	10/100Mbps WDM Media Converter
Interface	1× Gigabit SC Fiber Port	1× SFP Port	1× Gigabit SC Fiber Port		1× 100 Mbps SC Fiber Port		1× 100 Mbps SC Fiber Port	1× 100 Mbps SC Fiber Port
	1× 10/100/1000 Mbps RJ45 Port (Auto MDI/MDIX)				1× 10/100 Mbps RJ45 Port (Auto MDI/MDIX)		1× 10/100 Mbps RJ45 Port (Auto MDI/MDIX)	1× 10/100 Mbps RJ45 802.3af PoE Port (Auto MDI/MDIX)
Standards	IEEE 802.3i, 802.3u, 802.3ab, 802.3z		IEEE 802.3i, 802.3u, 802.3ab, 802.3z		IEEE 802.3i, 802.3u		IEEE 802.3i, 802.3u	IEEE 802.3i, 802.3u, 802.3af
Transmission Media	Single-mode Fiber, Cat-5	Multi/Single-mode Fiber, Cat-5	Single-mode Fiber		Single-mode Fiber, Cat-5		Single-mode Fiber	
Wave Length	1310 nm	Depends on the SFP Modules used	A: TX: 1550 nm, RX: 1310 nm; B: TX: 1310 nm, RX: 1550 nm		TX: 1550 nm RX: 1310 nm	TX: 1310 nm RX: 1550 nm	A: TX: 1550 nm, RX: 1310 nm; B: TX: 1310 nm, RX: 1550 nm	TX: 1310 nm RX: 1550 nm
Transmission Distance	15 km	Depends on the SFP Models used	2 km	20 km	20 km		20 km	20 km
Certifications	FCC, CE							
Dimensions (W × D × H)	3.7×2.9×1.1 in (94.5×73.0×27.0 mm)							
Environment	Operating Temperature: 0–40 °C (32–104 °F); Storage Temperature: -40–70 °C (-40–158 °F) Operating Humidity: 10–90% RH Non-Condensing; Storage Humidity: 5–90% RH Non-Condensing							

SafeStream Router

Keeping a network safe from attacks and unauthorized access is key to the success of any business, now more than ever before. TP-Link's SafeStream VPN Routers provide an ideal VPN solution to protect your network against attacks and unauthorized access.



SafeStream Routers

SafeStream VPN Routers

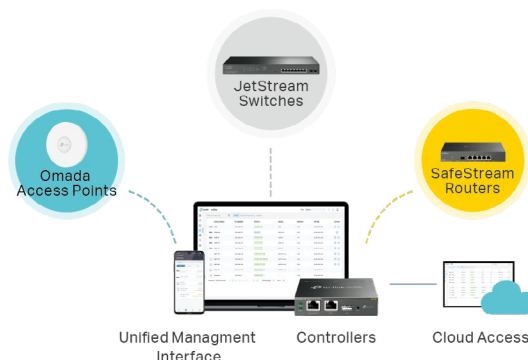
Flexible and Highly secure VPN Networks for Small and Medium-sized Businesses

Keeping a network safe from attacks and unauthorized access is key to the success of any business, now more than ever before. TP-Link's SafeStream VPN Routers provide an ideal VPN solution to protect your network against attacks and unauthorized access.


Omada—Smarter Cloud Solution for Business Networking

Omada's Software Defined Networking (SDN) platform integrates network devices including access points, switches, and gateways, providing 100% centralized cloud management to create a highly scalable network—all controlled from a single interface.

- 
 Centralized Cloud Management
- 
 Zero-Touch Provisioning*
- 
 Multi-Site Management
- 
 Omada App




SafeStream Routers by Omada SDN



TL-ER7206
SafeStream Gigabit Multi-WAN VPN Router

- 1× Gigabit SFP + 5× Gigabit RJ45 Ports
- 1 SFP WAN + 1 WAN + 2 WAN/LAN



TL-R605
SafeStream Gigabit Multi-WAN VPN Router

- 5× Gigabit RJ45 Ports
- 1 WAN + 3 WAN/LAN

Centralized Management

Gigabit Ports

Up to 4 WAN Ports

Load Balance

IPSec/OpenVPN/PPTP/L2TP

Powerful Firewall

Multi-Net DHCP

Load Balance Broadband Router

Suitable for Demanding Enterprise Environments with Numerous Users

Load balance broadband routers from TP-Link possess excellent data processing capabilities and multiple powerful functions including Load Balance, Access Control, IM/P2P Blocking, DoS Defense, Bandwidth Control, and Session Limit, which meet the needs of small and medium enterprises, hotels, and communities with large volumes of users.







TL-R480T+
Load Balance Broadband Router
1× 10/100 Mbps WAN Port, 3× 10/100 Mbps WAN/LAN Ports, 1× 10/100 Mbps LAN Port



TL-R470T+
Load Balance Broadband Router
1× 10/100 Mbps WAN Port, 3× 10/100 Mbps WAN/LAN Ports, 1× 10/100 Mbps LAN Port

*Zero-Touch Provisioning requires the use of Omada Cloud-Based Controller

Product Picture					
Model		TL-ER7206	TL-R605	TL-R480T+	TL-R470T+
Product Description		Gigabit Multi-WAN VPN Router		Load Balance Broadband Router	
Omada SDN Integration		•		-	
Hardware	Interface	6× Gigabit Ports (1× SFP WAN, 1× RJ45 WAN, 2× RJ45 WAN/LAN, 2× RJ45 LAN)	5× Gigabit RJ45 Ports (1× WAN, 3× WAN/LAN, 2× LAN)	5× 10/100 Mbps RJ45 Ports (1× WAN, 3× WAN/LAN, 1× LAN)	
	VPN Encryption Accelerator	•		-	
	Power Supply	100-240 VAC, 50/60 Hz	External 9V/0.85A DC Adapter	100-240 VAC, 50/60 Hz	External 9V/0.6A DC Adapter
	Certifications	CE, FCC		CE, FCC	
	Dimensions (W x D x H)	8.9×5.2×1.4 in (226×131×35 mm)	6.2×4.0×1.0 in (158×101×25 mm)	11.6×7.1×1.7 in (294×180×44 mm)	8.2×4.9×1.0 in (209×126×26 mm)
Environment	Operating Temperature: 0–40 °C (32–104 °F); Storage Temperature: -40–70 °C (-40–158 °F) Operating Humidity: 10–90% RH Non-Condensing; Storage Humidity: 5–90% RH Non-Condensing				
Performance	Concurrent Sessions	150000	25000	30000	10000
	NAT Throughput	940 Mbps	940 Mbps	100 Mbps	100 Mbps
	IPSec VPN Throughput	294 Mbps	41.5 Mbps	-	
	WAN Connection Type	Static/Dynamic IP, PPPoE, PPTP, L2TP	Static/Dynamic IP, PPPoE, PPTP, L2TP	Static/Dynamic IP, PPPoE, PPTP, L2TP	
	Rate Limit	•		•	
	Port VLAN	•		•	
	Multiple-Net DHCP	•		-	
	802.1Q VLAN	•		•	
	IPTV	•		•	
IPv6	**		•		
IPSec VPN	IPSec VPN Tunnel	100	20	-	
	Authentication	MD5/SHA1		-	
	Encryption	DES, 3DES, AES128, AES192, AES256		-	
	IPSec NAT Traversal (NAT-T)	•		-	
	Dead Peer Detection (DPD)	•		-	
Perfect Forward Secrecy (PFS)	DH1/DH2/DH5		-		
PPTP VPN	PPTP VPN Tunnels	50	16	-	
	PPTP VPN Server	•		-	
	PPTP VPN Client	•		-	
PPTP With MPPE Encryption	•		-		
L2TP VPN	L2TP VPN Tunnels	50	16	-	
	L2TP VPN Server	•		-	
	L2TP VPN Client	•		-	
	L2TP Over IPSec	•		-	
OpenVPN	OpenVPN Tunnels*	50	16	-	
Security	Access Control List	•		•	
	URL/Keyword Filter	•		•	
	Domain Filter	•		•	
	DoS Defense	•		•	
	ARP Inspection	•		•	
MAC Filter	•		•		
Load Balance	Line Backup	•		•	
	Online Detection	•		•	
	Smart Load Balance	•		•	
NAT	One-to-One NAT	•		•	
	Multiple-nets NAT	•		•	
	Virtual Server	•		•	
	Port Triggering	•		•	
	ALG	•		•	
Routing	Static Routing	•		•	
	Policy Routing	•		•	
QoS	Guarantee Max & Min Bandwidth	•		•	
	Bandwidth Control By IP/Port	•		•	
	Session Limit By IP	•		•	
Web Authentication	Local User Authentication	•		•	
	Radius Sever Authentication	•		•	
	Onekey Online	•		•	
Service	Dynamic DNS	DynDNS, No-IP, Peanuthull, Comexe		DynDNS, No-IP, Peanuthull, Comexe	
	UPnP	•		-	
System Management	Centralized Cloud Management	•		-	
	Omada App	•		-	
	SNMP	v1/v2c/v3		v1/v2c	
	Web Interface	•		•	

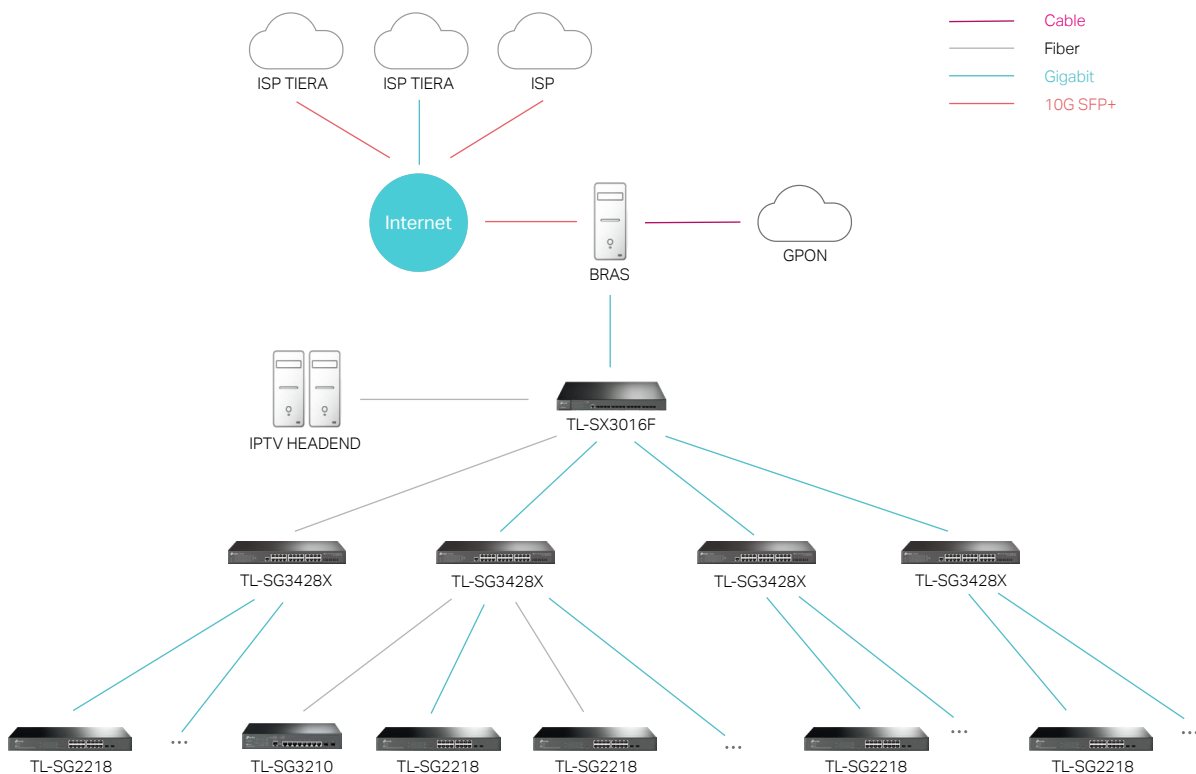
*These features require the use of Omada Hardware Controller, Software Controller, or Cloud-Based Controller

**Use of the feature requires further software upgrades

Business Solution for ISP Networks

Overview

With consumer appetite for fast internet at unprecedented levels, ISPs are looking for more efficient ways to meet demand within an increasingly competitive environment. It has become necessary to install a gigabit-based access layer network to keep up with the demands that come with IPTV and other technologies and an increasing number of customers. TP-Link professional managed and smart switches and routers help ISPs build reliable, secure and fast gigabit wired internet access.



Solution Benefits

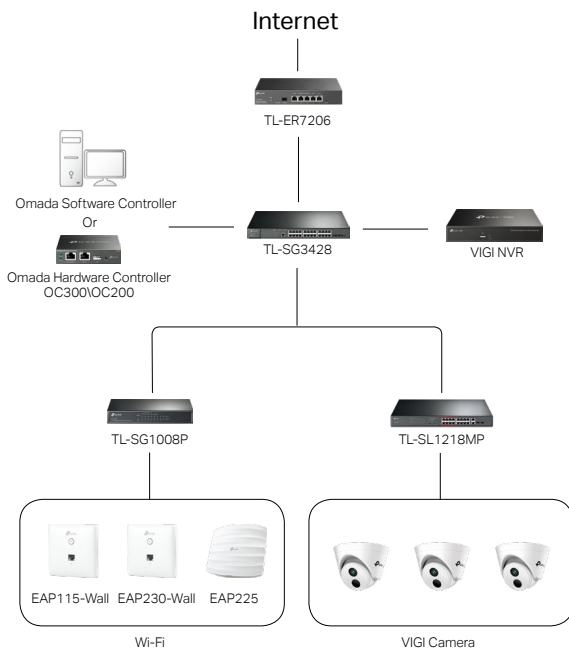
- High-Speed Data Transmission. The core switch is able to support a scalable network with abundant L3 routing protocols and 10Gigabit SFP+ slots enable to provide high-speed data transmission.
- Abundant Layer 3 routing protocols including RIP/OSPF/ECMP/RRP that support a scalable network.
- Stackable core layer switches offer enhanced capacity while retaining ease of management.
- Abundant security features safeguard the network's various files and sensitive information with consistent stability and security.
- Business-class routers and switches provide abundant access control and load balance features that ensure a safe, reliable experience within a stable network.
- Flexible Management. Jetstream switches support various management methods: cloud centralized management via Omada SDN platform, Omada app, intuitive web-based Graphical User Interface (GUI), industry-standard Command Line Interface (CLI), SNMP (v1/v2c/v3) and RMON.

Business Solution for Surveillance

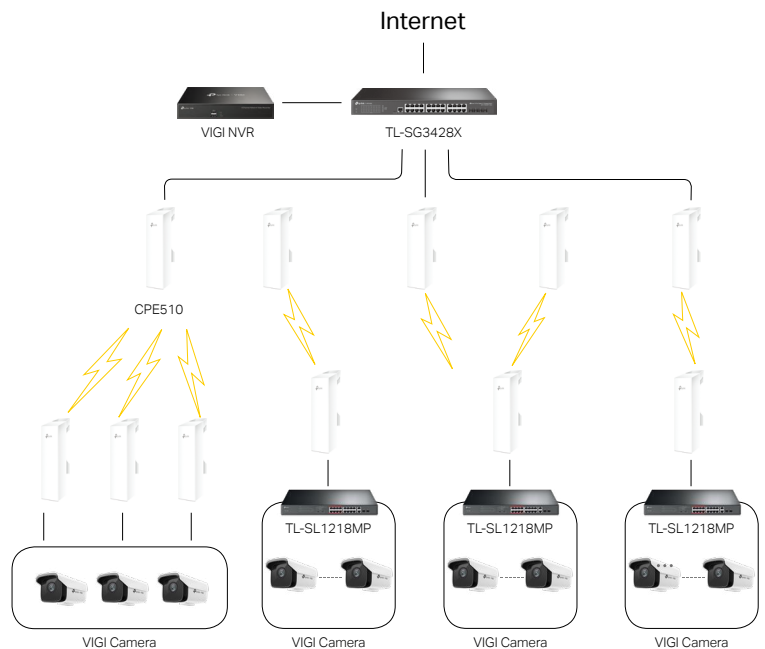
▼ Overview

As part of the security management system, the network video surveillance system is being used more and more widely in the fields of parks, scenic spots, campuses, and community security. Outdoor parks and scenic spots are generally characterized by large areas and scattered video surveillance equipment. It is inclined to wirelessly transmit monitoring data over long distances, eliminating wiring troubles. The indoor campuses and residential areas require no extra wiring for power supply and simple construction. TP-Link PoE switches provide data and power for IP cameras through a single cable, ideal for small to medium business surveillance systems. TP-Link Pharos broadband is perfect for deployment in areas where wired surveillance systems might not be convenient. TP-Link VIGI integrates security cameras and network video recorder (NVR) into a full surveillance system.

Small and Medium Business Surveillance



Outdoor Long-Distance Surveillance



Solution Benefits

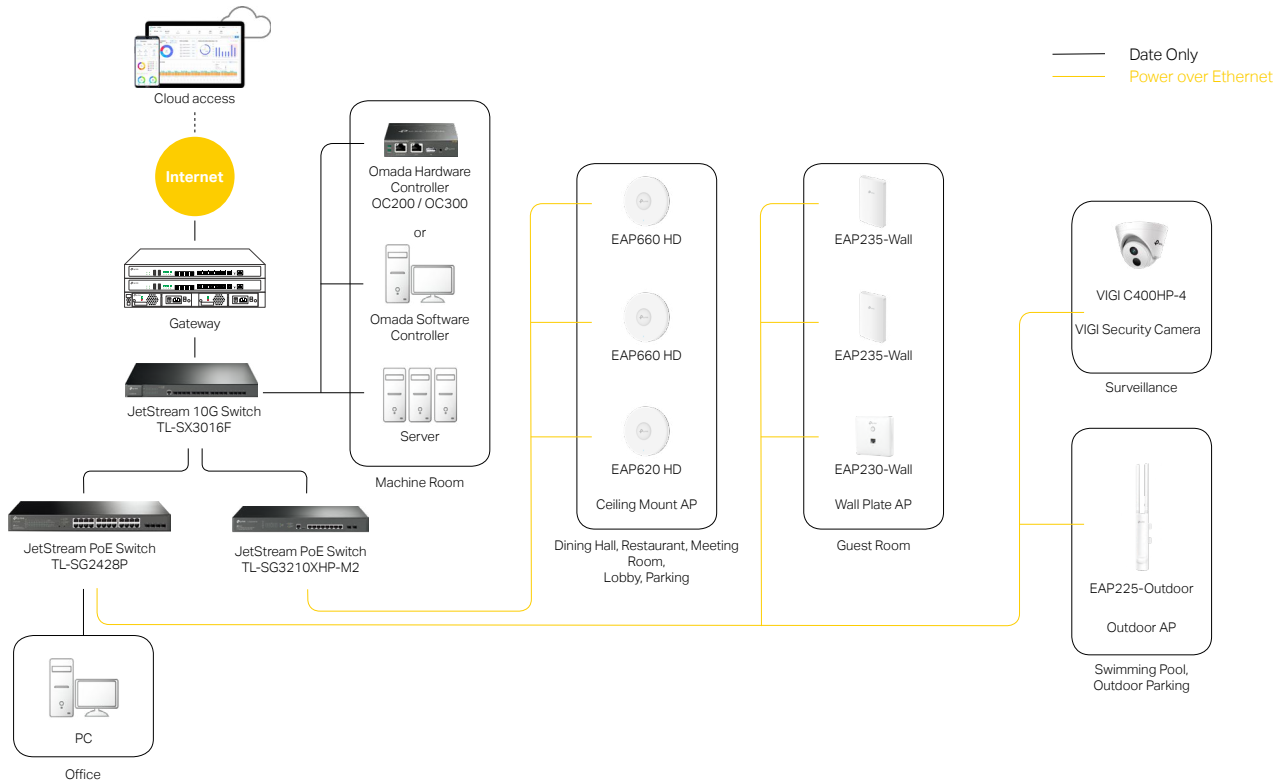
- PoE switches provide data and power for IP cameras and access points through a single cable, eliminating extra wiring troubles.
- PtMP coverage of Pharos broadband provides long distance wireless data transmission, creating a perfect wireless surveillance solution for construction sites, mining sites, logging sites, and more.
- Up to 250 m data and power transmission under extend mode* specially designed for surveillance system.
- Priority mode* guarantees the quality of sensitive applications like video monitor.
- High-performance full-gigabit enterprise routers support Facebook Wi-Fi, Web authentication and other authentication functions, and support multiple VPN and online behavior management.
- Full gigabit L2+ Managed switch, with gigabit ports and 10G SFP slots, supports dynamic routing, static routing, supports quaternary binding, and has rich VLAN functions.

*Extend mode and priority mode are supported by certain PoE switches of TP-Link, please refer to page 17 for details.

Hospitality Networks

Overview

WiFi is air. It's not an overstatement; it's reality. In any household, a strong, stable wireless network is simply an expectation. In fact, the ability to offer convenient connections makes a significant impact on overall customer satisfaction and ratings. Now, TP-Link Omada SDN allows hotels to build the reliable, cost-effective wireless networks that drive progress and keep guests happy and coming back for another stay.



Solution Benefits

- **Full Wireless Coverage:** Ceiling mount, wall plate and outdoor APs provide the high-speed WiFi for all indoor and outdoor places and scenarios.
- **Seamless Roaming for Uninterrupted Streaming:** Ensure customers enjoy uninterrupted streaming when moving around by switching clients automatically to the access points with the optimal signal.
- **Easy Centralized Management:** Centrally manage your access points, switches, routers, and more—all controlled from a single easy-to-use interface. Batch configuration and remotely firmware updates greatly benefit the maintenance.
- **Stable Wired Connections:** High-speed wired connections are provided with 2.5 G or 1 G Ethernet ports (802.3af/at PoE).
- **High-Density Wi-Fi Deployment:** Omada WiFi 6 and WiFi 5 APs improve efficiency and ensure top-tier performance for restaurants and meeting rooms with high-density clients.
- **Boost Business with Customized Page:** Boost the online business through guest WiFi with Facebook and authentication page, which displays promotional or marketing contents.
- **Remotely and Quickly Troubleshoot**:** Remotely and quickly locate network faults, warn and notify users, and analyze potential network problems even when the IT manager is away with Omada's easy-to-use management interface and AI-Driven technology.
- **Easy Installation and Deployment:** Easy mount construction; PoE support; and a refined, minimalist appearance allow for easy installation and deployment.

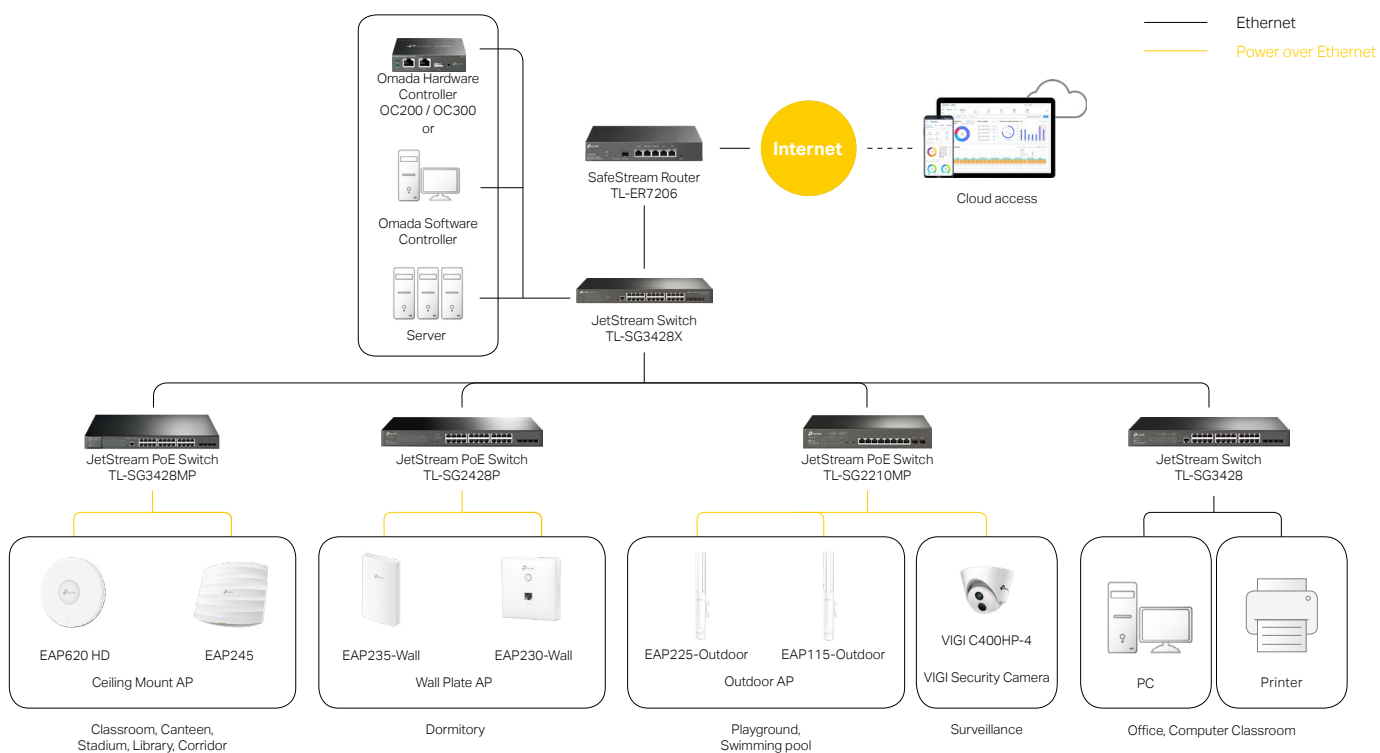
*Omada Hardware Controller and Omada Software Controller can also be replaced with the Omada Cloud-Based Controller

**Remotely and quickly troubleshooting is being developed and scheduled to be released in 2021.

Business Solution for Education Networks

Overview

Reliable, secure, and convenient WiFi allows teachers to access a wider variety of resources that promote more effective learning and development. It also provides students with unlimited access to information to enrich their education. Moreover, teachers and students can access the campus network with high-security VPN to teach and learn at anywhere. Due to its reliable, scalable, and secure network solution, TP-Link has been widely acknowledged by global customers in the Education market ranging from infant schools with a few APs up to colleges and universities with hundreds of APs.



Solution Benefits

- **Easy Centralized Management:** Centrally manage your access points, switches, routers, and more, anywhere, anytime—all controlled from a single easy-to-use interface.
- **Remotely and Quickly Troubleshoot**:** Remotely and quickly locate network faults and analyze potential network problems with Omada's easy-to-use interface and AI-Driven technology.
- **Full Wireless Coverage:** Ceiling mount, wall plate, and outdoor APs provide high-speed WiFi for indoor/ outdoor places.
- **High-Density Wi-Fi Deployment:** Omada WiFi 6 and WiFi 5 APs improve efficiency and ensure top-tier performance for classrooms, canteens, stadiums, and libraries with high-density clients.
- **Protects Your Network from Threats:** Utilize powerful firewalls, device security detection and protection, URL identification and filter, and more advanced security functions.
- **Flexible Criteria Management:** Use different SSIDs, Access Control, and VLAN binding technologies to identify key network user profiles to deploy customized operating criteria.
- **Stable Wired Connections:** High-speed wired connections are provided with 2.5 G or 1 G Ethernet ports (802.3af/at PoE).
- **Secure Network with Authentication:** Provide secure WiFi access to authorized users (students, teachers, etc.) with multiple authentications options (802.1X/Radius, etc.).
- **High-Security VPN:** Allow students or teachers to visit the campus network even at home with a secure and enterprise-standard VPN.
- **Seamless Roaming for Uninterrupted Streaming:** Ensure uninterrupted streaming when moving around by switching clients automatically to the access points with the optimal signal.

*Omada Hardware Controller and Omada Software Controller can also be replaced with the Omada Cloud-Based Controller.
 **Remotely and quickly troubleshooting is being developed and scheduled to be released in 2021.

Certification and Training

The TP-Link Certification and Training system is a free online, on-demand training program that provides professional coursework and exams focused on specific technologies. Currently, TPNA for SMB, TPNP for SMB Routing & Switching, and TPNP for SMB Business Wi-Fi are provided. Access professional training to develop your skills and gain certification to enhance your career.



Designed for sales professionals, the TPNA SMB (TP-Link Network Associate for SMB) Certification attests to your acquired advanced network and wireless knowledge. It also certifies that you can explain and differentiate TP-Link SMB products based on criteria such as usage scenarios, configuration methods, software functions, and involved technologies.



Designed for technical professionals, the TPNP (TP-Link Network Professional) SMB Routing & Switching and Business Wi-Fi Certifications attest to your knowledge of Routing & Switching related to TP-Link Switches. Both also certify your ability to deploy business indoor and outdoor Wi-Fi, including assessment, installation, and maintenance.

TP-Link Partner Program

<https://partner.tp-link.com/>

TP-Link's success as a provider of network solutions has been built on its relationship and unrivaled commitment to its partners. For Value-Added Resellers (VARs) and System Integrators (SIs) looking for access to even better deals and tailored support, TP-Link has designed the TP-Link Partner Program to reward loyalty and help grow business.



- Deal Registration
- Sales Tools
- Knowledge Base
- Marketing Materials
- Promotions
- Support
- Training & Certification

Join TP-Link Partner Program, Earn More Margin

Note: The Partner Program and benefits may vary according to your region. Please contact your local TP-Link representative for more information.

SMB Community

<https://community.tp-link.com/en/business/>



Technical support and case sharing.
Your direct dialogue with TP-Link.
When it comes to SMB, we know you want to learn more...



Forums



Stories



Knowledge Base

Excellent Pre- and After-Sales Services

TP-Link provides not only products with outstanding quality but also whole service for complete client satisfaction.

After-Sales Services

- Global Call Center Providing Hotline Support
- 24/7 Post-Sales Email Service
- Online SMB Community

Quality of Service

- Replacement and Warranty
- Constant Firmware Updates from the Cloud Service

Tech Solutions

- Online Training and Certifications—TPNA & TPNP
- Specialized Support Teams Local and Abroad

